

AN ANALYSIS OF UTILISATION OF

# NIRBHAYA FUND

BY THE STATES/UTS

A REPORT BY KAILASH SATYARTHI CHILDREN'S FOUNDATION



KAILASH SATYARTHI CHILDREN'S FOUNDATION

6<sup>TH</sup> DECEMBER, 2019



**AN ANALYSIS OF UTILISATION OF**

**NIRBHAYA  
FUND**

**BY THE STATES/UTS**

Supported by:



BAJAJ

**THE WORLD'S  
FAVOURITE  
INDIAN**

**Bajaj Auto Ltd.**

Copyright © Kailash Satyarthi Children's Foundation, 2019

Kailash Satyarthi Children's Foundation  
23, Friends Colony West New Delhi – 110065  
Telephone: +91 11 47511111  
Website: [www.satyarthi.org.in](http://www.satyarthi.org.in)

# Contents

Key Highlights	1
State wise Percentage utilization of funds against total allocation till FY 2019	3
Context	5
India	6
Andhra Pradesh	7
Arunachal Pradesh	8
Assam	9
Bihar	10
Chhattisgarh	11
Goa	12
Gujarat	13
Haryana	14
Himachal Pradesh	15
Jammu and Kashmir (Undivided)	16
Jharkhand	17
Karnataka	18
Kerala	19
Madhya Pradesh	20
Maharashtra	21
Manipur	22
Meghalaya	23
Mizoram	24
Nagaland	25
Odisha	26
Punjab	27
Rajasthan	28
Sikkim	29
Tamil Nadu	30
Telangana	31
Tripura	32
Uttar Pradesh	33
Uttarakhand	34
West Bengal	35
Delhi	40



## Key Highlights

The Ministry of Women and Child Development, Government of India recently presented data in response to a Lok Sabha question related to “Nirbhaya Fund” (Lok Sabha Unstarred Question No. 1903, Dt. 29.11.2019, annexed). An analysis of this data reveals minimal utilization of the allocated Nirbhaya Fund indicating non achievement of its key objective to enhance the safety and security of women in the country. The key highlights of the analysis are as follows:

1. The gross sanction/allocation of funds to States/UTs from the corpus of INR 3,600 Cr stands at 2264 Cr (63% of corpus) as on November, 2019.
2. Despite increase in crime against women and children every year in the Country the overall utilisation of funds released to States & UTs stands at mere 11%. Only INR 252 Cr. has been utilized by States & UTs against the allocation of INR 2,264 Cr. by the Union.
3. The top five States ranked in terms of utilisation of funds across various schemes under the Nirbhaya Fund were Uttarakhand (50%), Mizoram (50%), Chattisgarh (43%), Nagaland (39%) and Haryana (32%).
4. Six states (Maharashtra, Tripura, Tamil Nadu, Manipur, West Bengal, Gujarat) and NCT of Delhi utilised less than 5% of total funds allocated to them under Nirbhaya Fund (MoWCD, MHA, Department of Justice, and Ministry of Road Transport and Highways).
5. Almost three fourths (74%) of the Nirbhaya Fund have been allocated under the Ministry of Home Affairs followed by Ministry of Women and Child Development (17%).
6. Under the programmes of the Ministry of Home Affairs the top five States in terms of utilisation of funds are Uttarakhand (71%), Mizoram (62%), Nagaland (52%), Chhattisgarh (44%) and Andhra Pradesh (39%).
7. The States indicating zero utilisation of Nirbhaya funds till Nov'19 are Maharashtra, Manipur, Meghalaya, Sikkim, and Tripura.
8. The top five states in terms of utilisation of funds under the programmes of Ministry of Women and Child Development are Chhattisgarh (43%), Mizoram (36%), Uttarakhand (35%), Sikkim (35%), Andhra Pradesh (33%) and Nagaland (33%).
9. The States where utilisation of funds were found allocated under the Ministry of Women and Child Development are extremely poor are West Bengal (0%), Karnataka (0%), and NCT Delhi (0%).
10. Maharashtra where the crimes against women and children is so high, has not even spent a single penny out of the funds allocated under Nirbhaya Fund. According to National Crime Records Bureau's Crime in India Report 2017, Maharashtra ranks 2nd in terms of number of crimes against women and 3rd in terms of number of crimes registered against children.
11. The Nirbhaya fund was created in the aftermath of the incident that took place in Delhi. Despite the hues and cries of the masses on the streets of Delhi after the incident, the utilization of Nirbhaya Fund allocated to NCT Delhi is only 5%.

The recent crimes against women and children took place in Karnataka, Telangana, Odisha and Uttar Pradesh, the study has revealed that utilisation of allocated Nirbahaya funds by states of Karnataka, Odisha and Telangana was only 6%. The utilisation of funds by Uttar Pradesh had been a little better at 21%.

It thus appears that the state governments of Karnataka, Odisha and Telangana had completely failed in their duty to make public spaces safe for women by non utilisation of funds placed at their disposal by the union government. The only state where the utilisation has been a little better is Uttar Pradesh. However, in absolute terms even the utilisation of Nirbhaya Fund by Uttar Pradesh state government is highly unsatisfactory. That is so because 79% of the funds provided to Uttar Pradesh under Nirbhaya fund had remained unutilized/unspent.

It is also noteworthy that in no State for which the data is readily available the utilisation of Nirbhaya funds exceeds 50%. Further, out of the 36 States and UTs for which data is available, the utilisation in 18 States/UTs is less than 15% which is a testimony of utter disregard of the state governments of the issue safety of women.

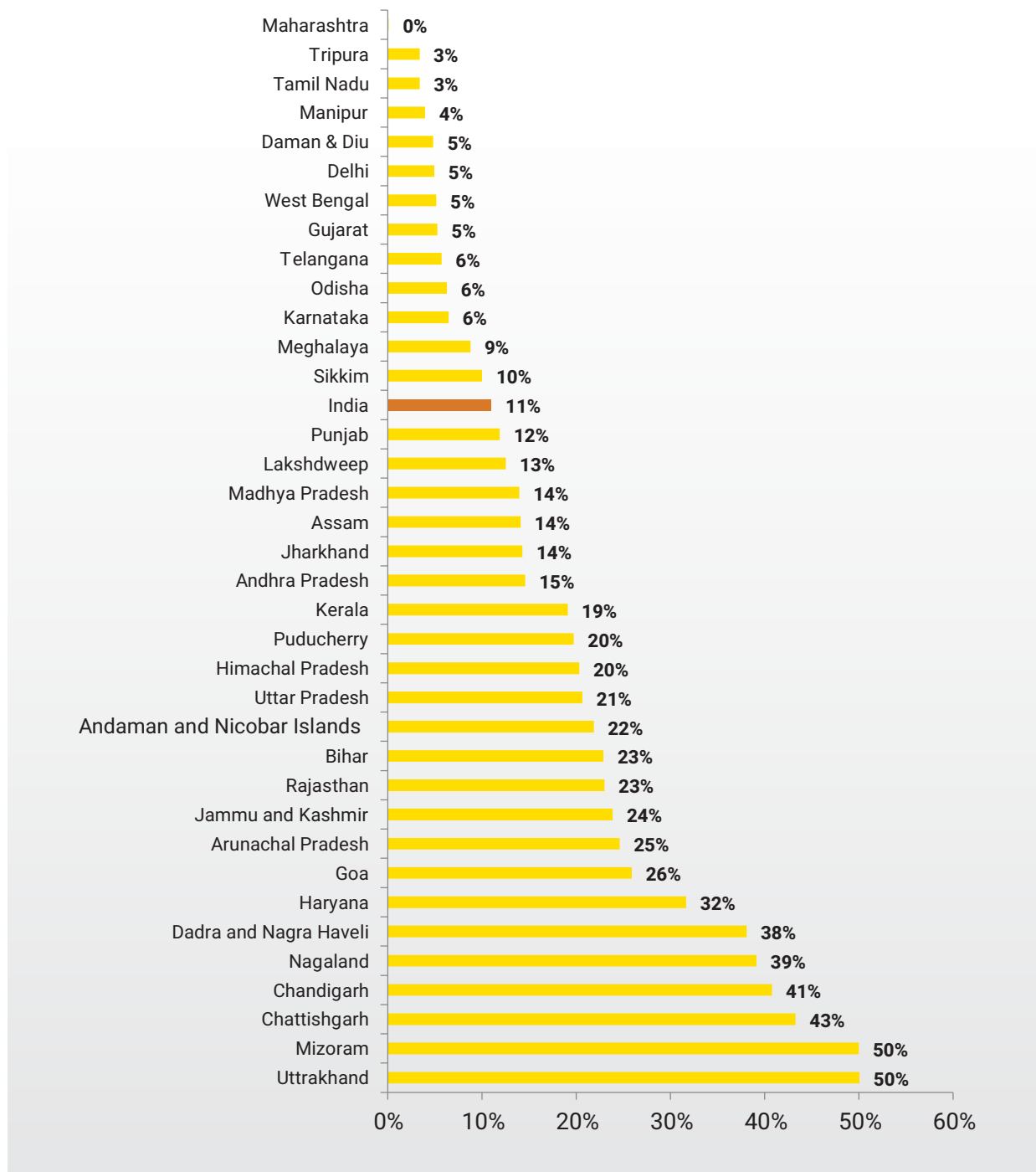


## State wise Percentage utilization of funds against total allocation till FY 2019

States showing utilisation less than 5% of total allocation	Maharastra(0%), Tripura(3%), Tamilnadu(3%), Manipur(4%)
States showing Utilisation 5% - 15%	Delhi(5%), WestBengal(5%), Gujarat(5%), Telengana(6%), Odisha(6%), Karnataka(6%), Meghalaya(9%), Sikkim(10%), Punjab(12%), Madhya Pradesh(14%), Assam(14%), Jharkhand(14%), Andhra Pradesh(15%)
States showing utilisation 16% -30%	Kerala(19%) Himachal Pradesh(20%), Uttar Pradesh(21%), Bihar(23%), Rajasthan(23%), Jammu & Kashmir(24%), Arunachal Pradesh(25%), Goa(26%)
States showing utilisation 31-45%	Haryana(32%) Nagaland(39%) Chhattisgarh(43%)
States showing utilisation 45% -50%	Mizoram(50%) Uttrarakhand(50%)
More than 50%	No State

## Percent of funds utilization in states (total funds allocated from the ministry of Women & Child Development, Home Affairs, Justice and Road Transport and Highways)

### % Funds Utilisation in States & UTs



The recent instances of rape in the country and the mass-level unrest experienced by women indicate the perfunctory attitude of stakeholders responsible for protection of women and children in the country.

The horrific gangrape and murder of a woman veterinarian in Telangana, and similar incidents in Bihar, Rajasthan and Karnataka indicate that women are as unsafe and fearful today as they were on the eve of Nirbhaya gangrape in 2012. The more disturbing fact is that the institutional response to such crimes against women and children is not only insufficient but also poor. In India, the call for action has always been reactionary; triggered by public mobilization or media trials and never preventive, preemptive and nuanced.

One such reactionary stunt was the establishment of the Nirbhaya Fund, which was announced by the Finance Minister in his 2013 budget speech, with Government contribution of Rs. 1000 Crores for empowerment, safety and security of women and girl children. The rationale for creation of such a fund was that the violence and abuse against women and girls was increasing, which left them feeling unsafe on the streets, in public transportation and in other public places. The safety of women and children still remains to be a huge concern in India, restricting their mobility, and creating a sense of inner turmoil, discouraging them to walk, work, and do their day-to-day activities freely. This also limits their access to essential services and adversely impact their development, health and wellbeing.

The Nirbhaya Fund – was created to be utilized for projects specifically designed to improve the safety and security of women in public places. It is a non-lapsable corpus fund, being administered by Department of Economic Affairs, Ministry of Finance.

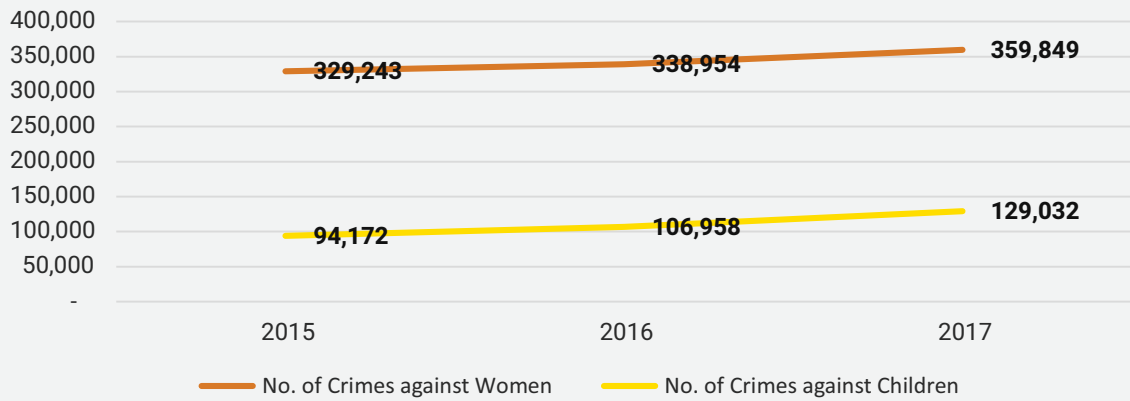
### **Its Functioning**

Under the Nirbhaya Fund the Centre gives money to the states, which in turn spend it on programmes meant for ensuring women's safety. As per the guidelines issued by Ministry of Finance on 25.03.2015 The Women and Child Development Ministry is the nodal agency for expenditure from the Nirbhaya Fund. Earlier, it was the one releasing the funds but now it examines the programmes submitted to it by the states under Nirbhaya scheme, approves them and recommends to the Department of Economic Affairs for allocating funds and releasing them.

The key schemes under which the States have been allocated money include Emergency Response Support System, Central Victim Compensation Fund, Cyber Crime Prevention against Women and Children, One Stop Centre Scheme, Mahila Police Volunteers, and Universalisation of Women Helpline Scheme.

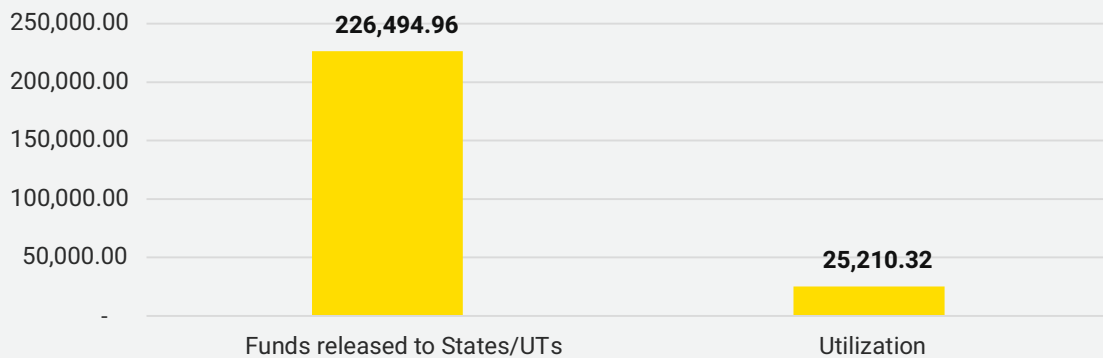
Over the past six years the corpus of the Fund has increased to Rs. 3,600 crores through allocation in the Finance Budgets (As per information provided in Lok Sabha unstarred question No. 1739 dt. 27.07.2018). Though the Fund was instituted in 2013, its disbursement gathered pace only from 2015.

## Crime Against Women and Children in Last Three Years

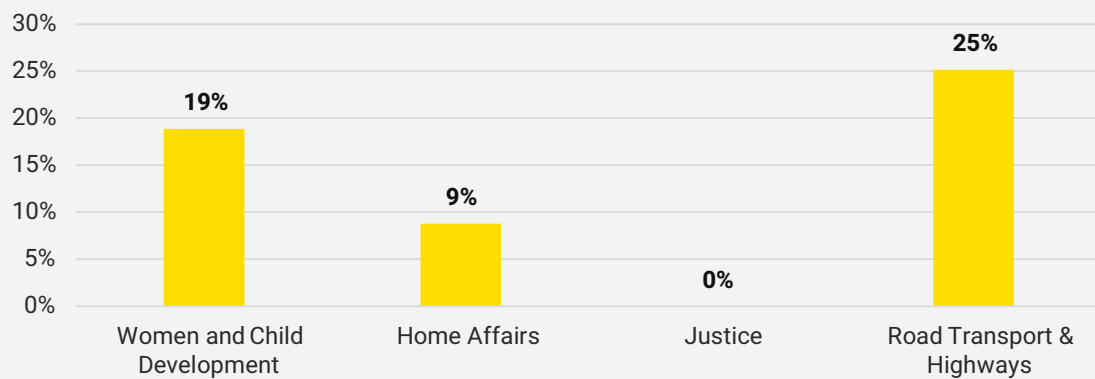


Source: National Crime Records Bureau, Ministry of Home Affairs, Govt. of India

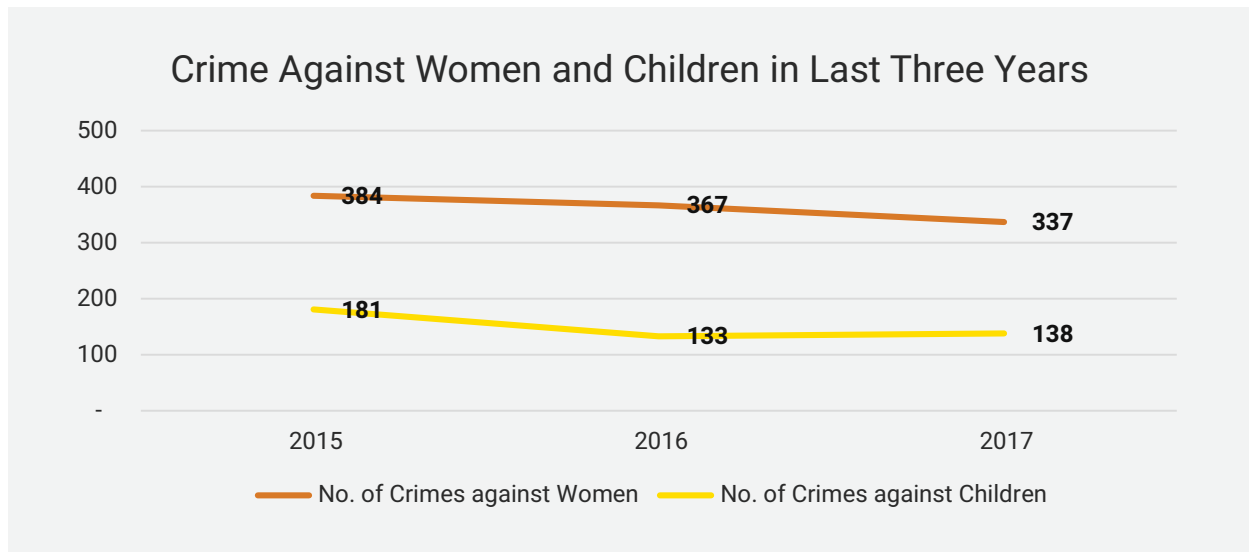
## Funds Utilisation against Release (In Lakhs)



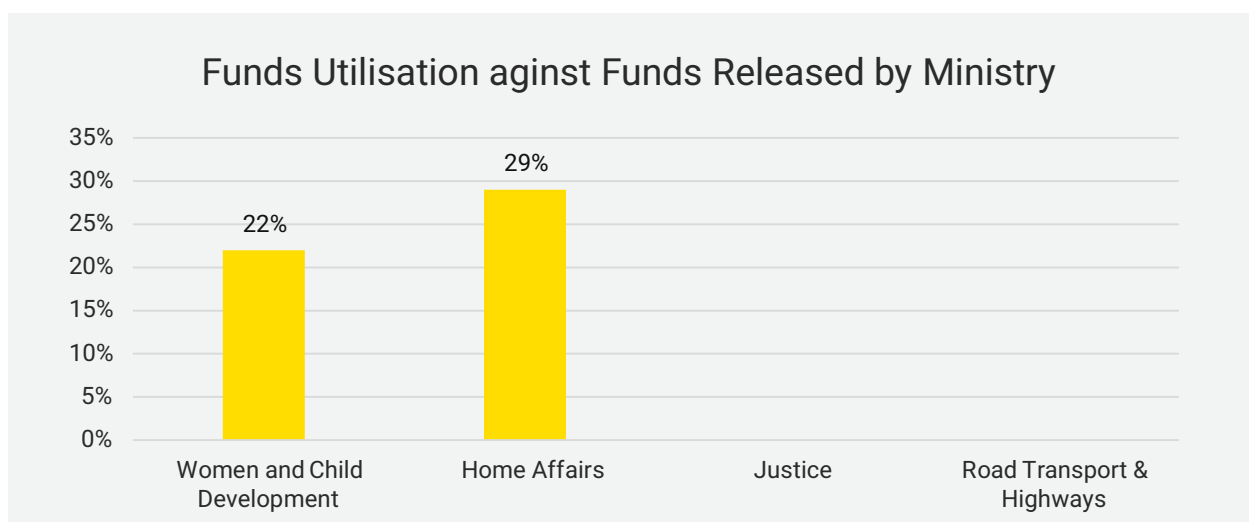
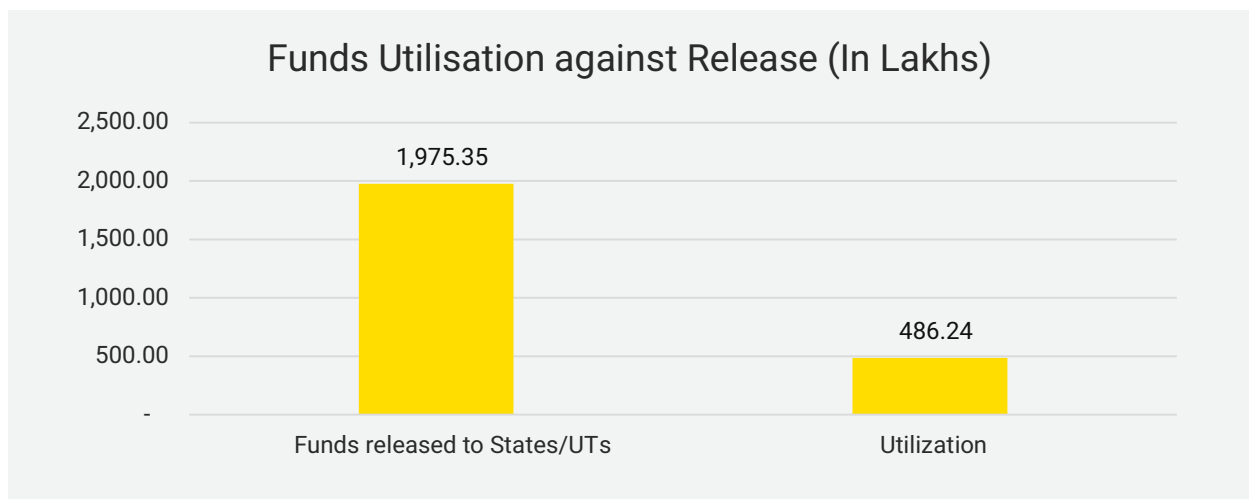
## Funds Utilisation against Funds Released by Ministry



# Arunachal Pradesh

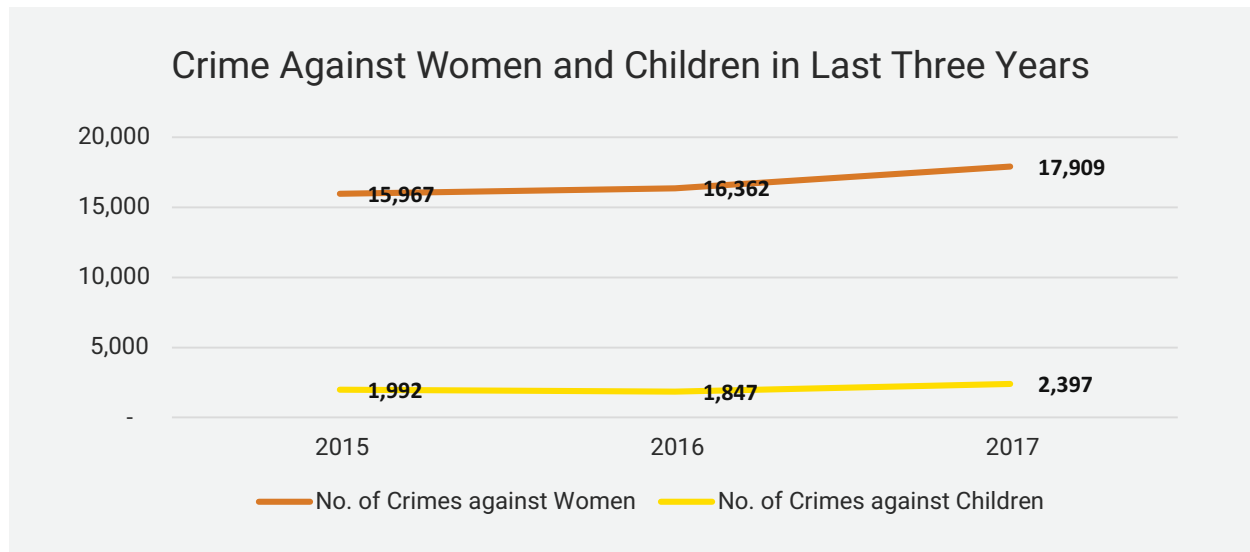


Source: National Crime Records Bureau, Ministry of Home Affairs, Govt. of India

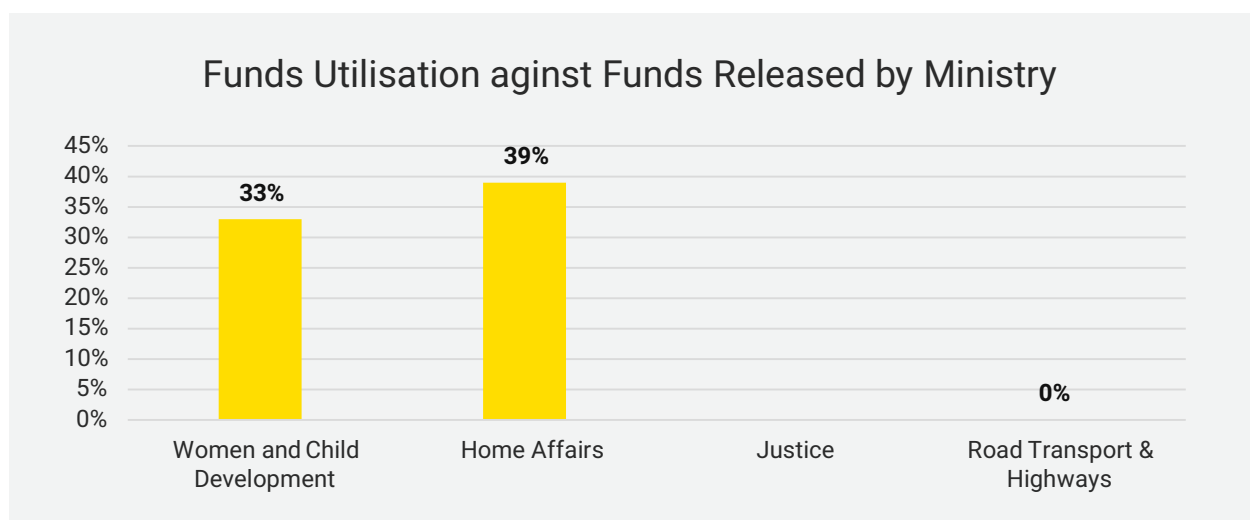
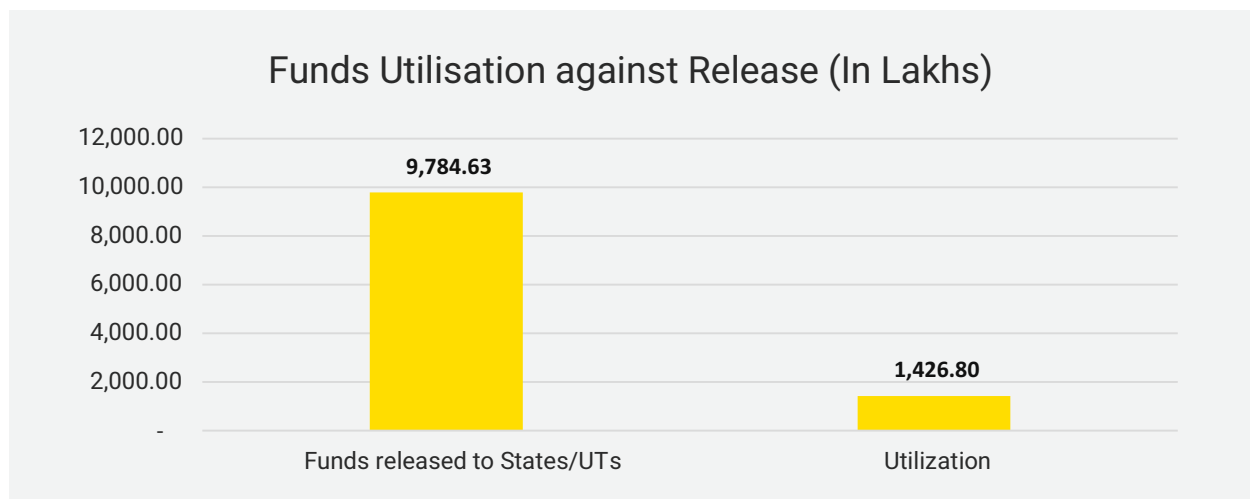


Note: No information signifies that no fund was allocated under that particular ministry

# Andhra Pradesh

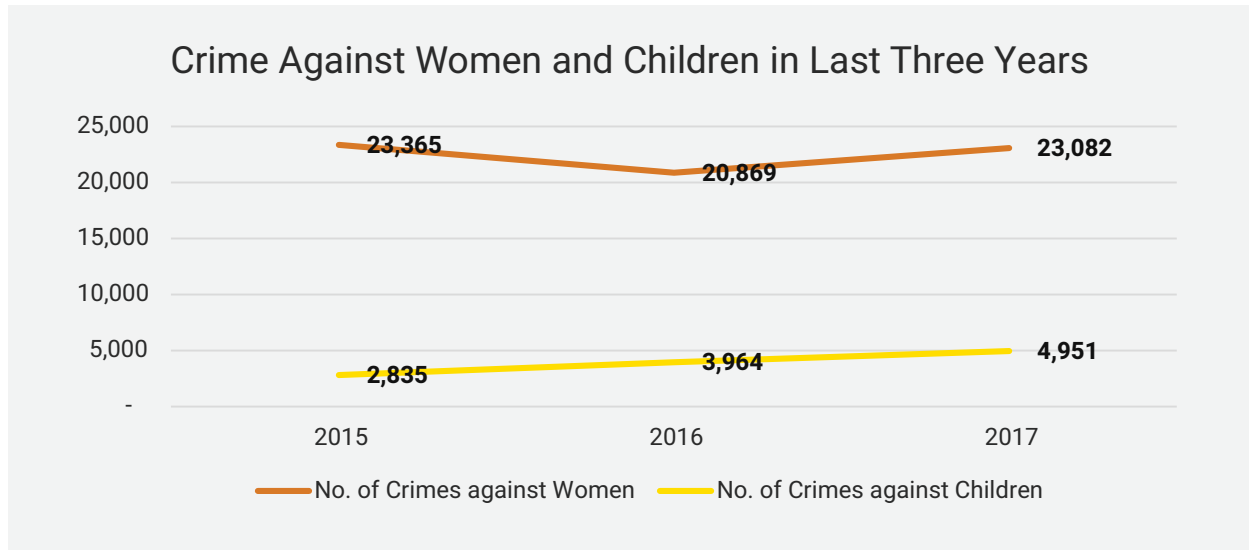


**Source:** National Crime Records Bureau, Ministry of Home Affairs, Govt. of India

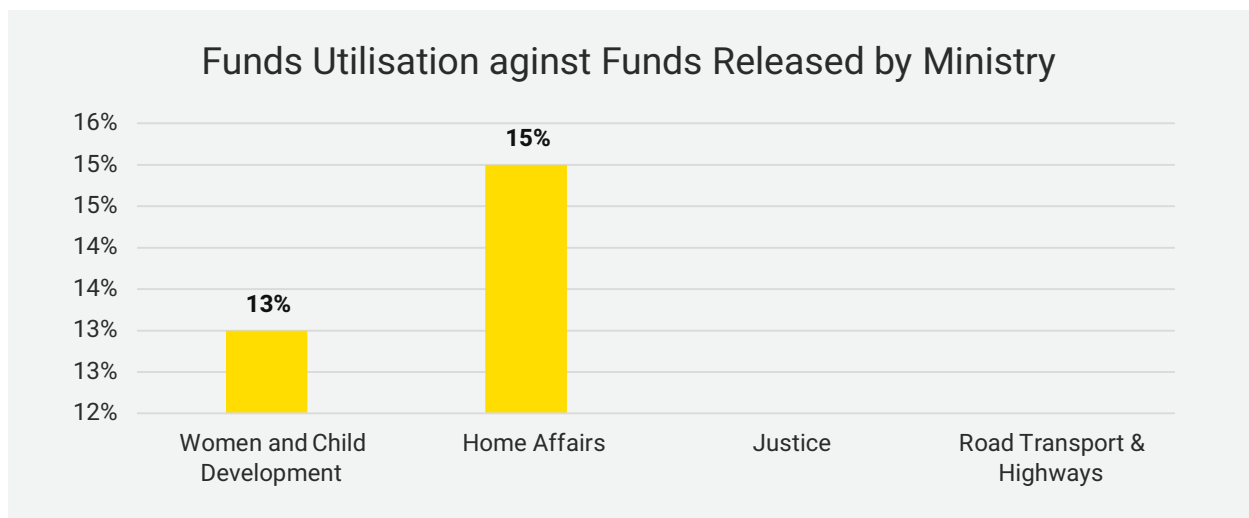
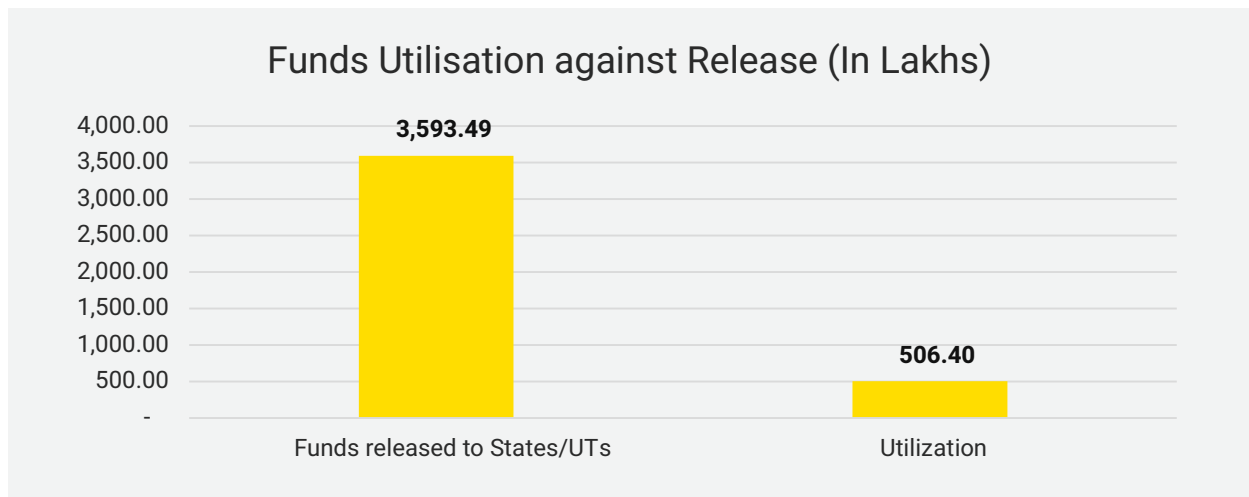


**Note:** No information signifies that no fund was allocated under that particular ministry

# Assam

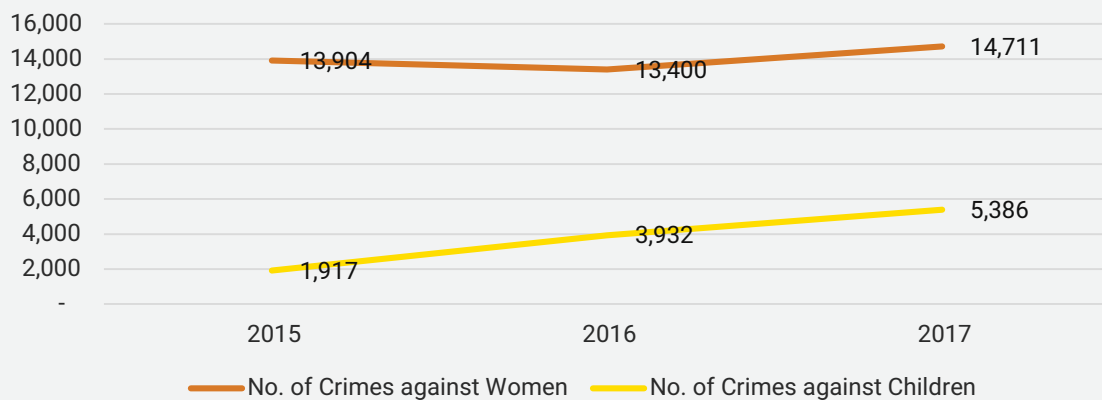


Source: National Crime Records Bureau, Ministry of Home Affairs, Govt. of India



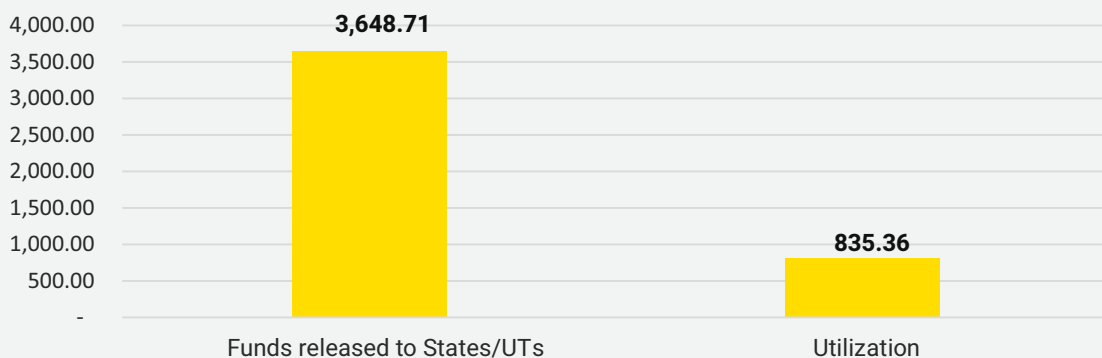
Note: No information signifies that no fund was allocated under that particular ministry

## Crime Against Women and Children in Last Three Years

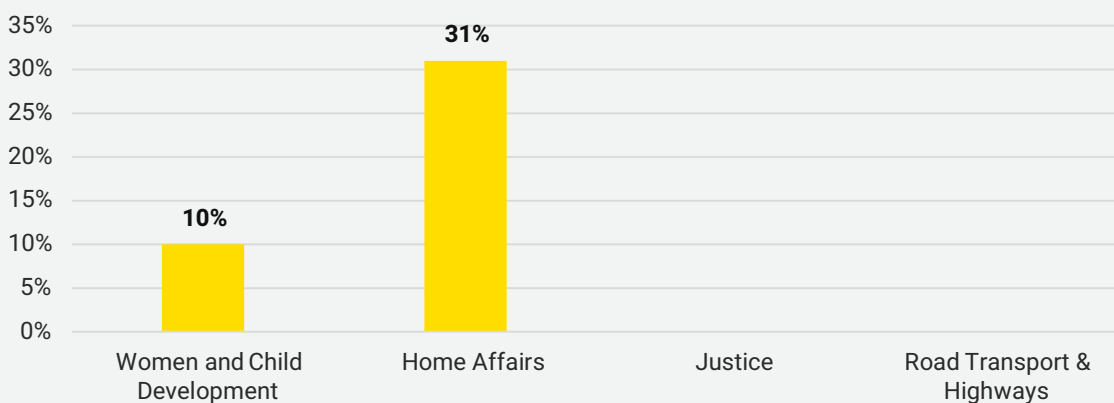


**Source:** National Crime Records Bureau, Ministry of Home Affairs, Govt. of India

## Funds Utilisation against Release (In Lakhs)



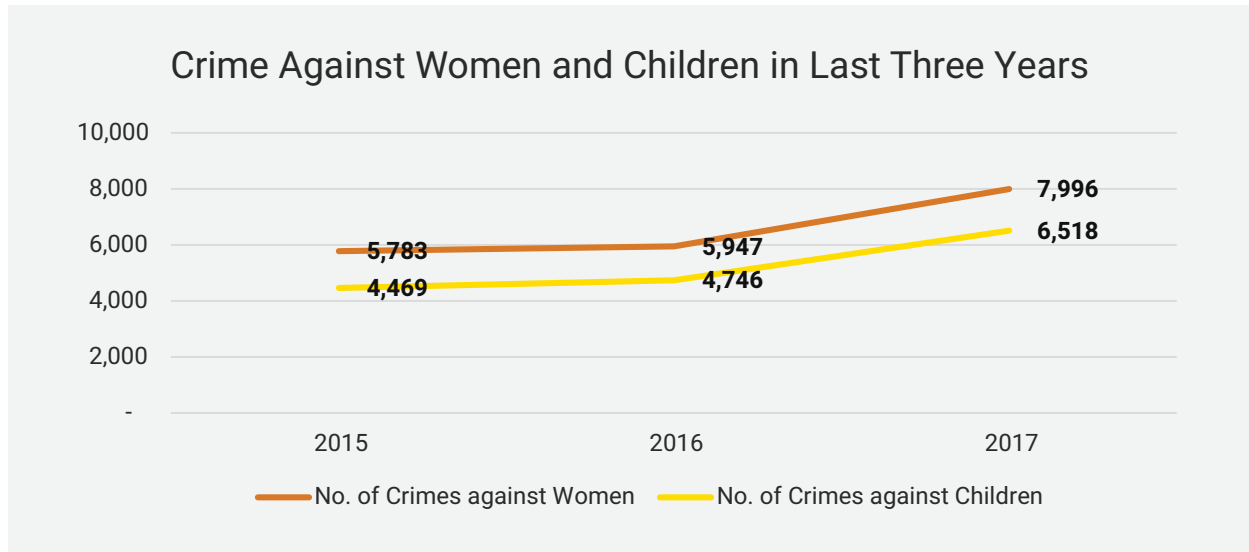
## Funds Utilisation against Funds Released by Ministry



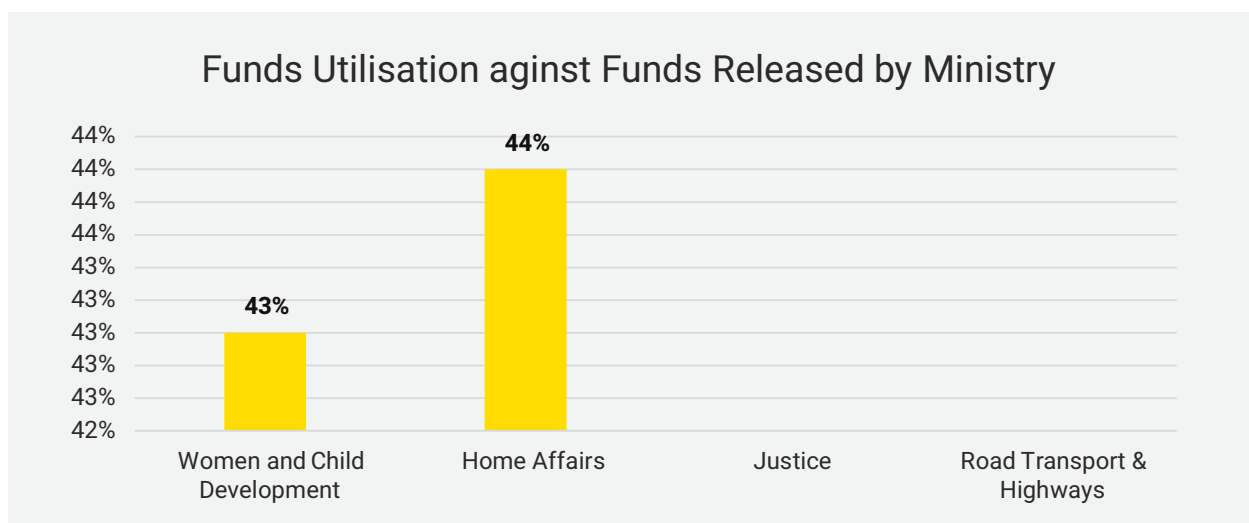
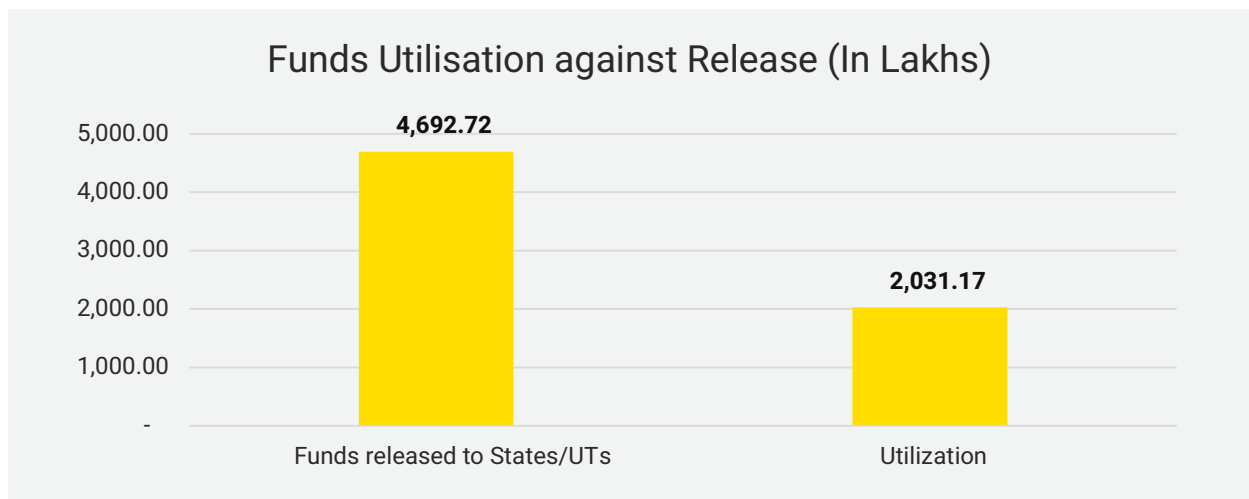
**Note:** No information signifies that no fund was allocated under that particular ministry



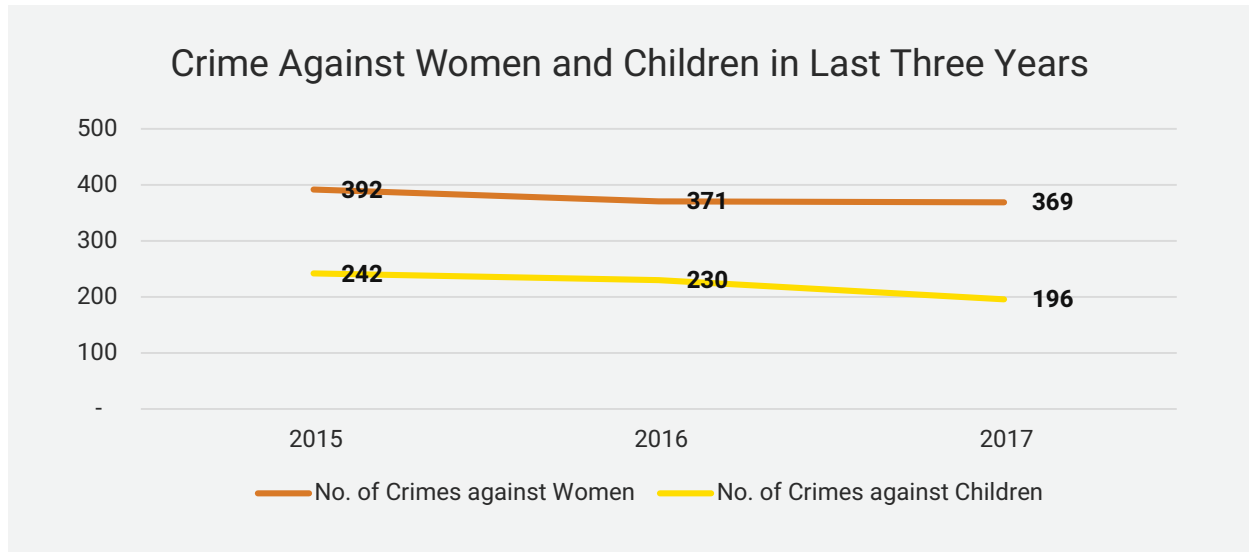
# Chhattisgarh



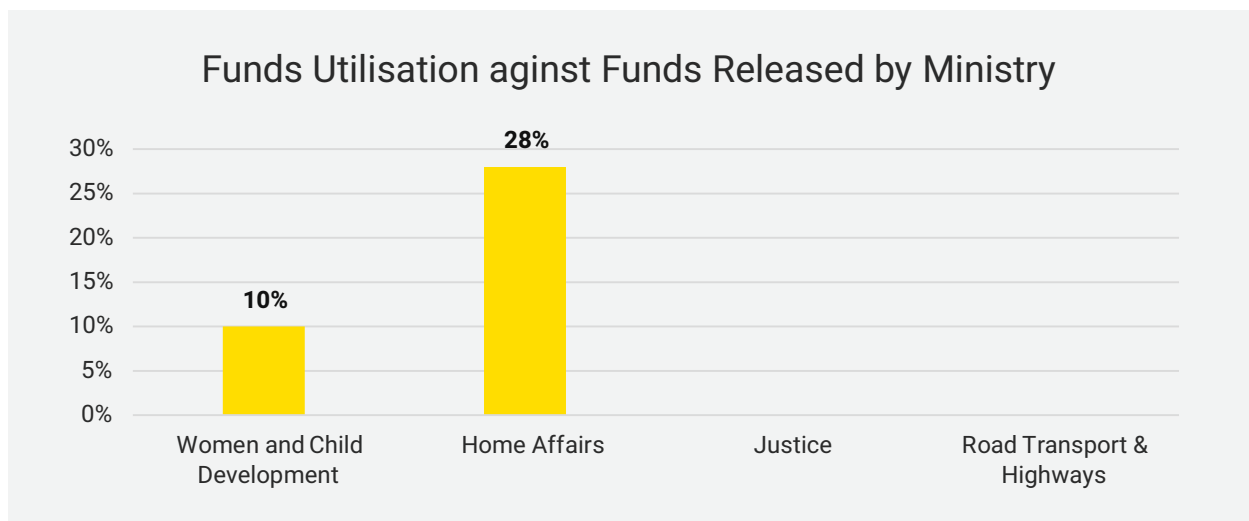
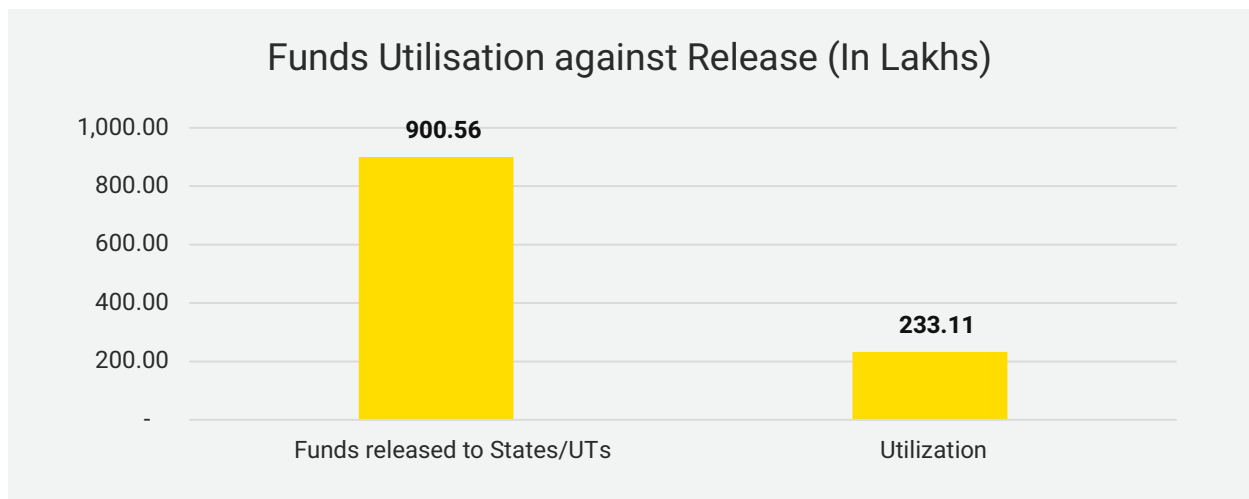
Source: National Crime Records Bureau, Ministry of Home Affairs, Govt. of India



Note: No information signifies that no fund was allocated under that particular ministry

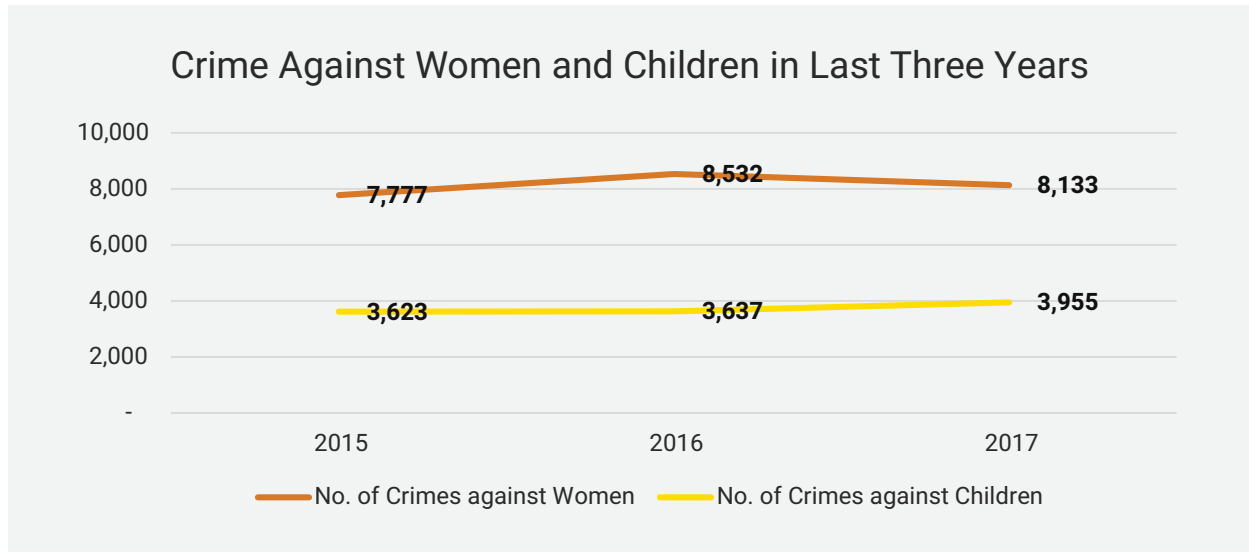


Source: National Crime Records Bureau, Ministry of Home Affairs, Govt. of India

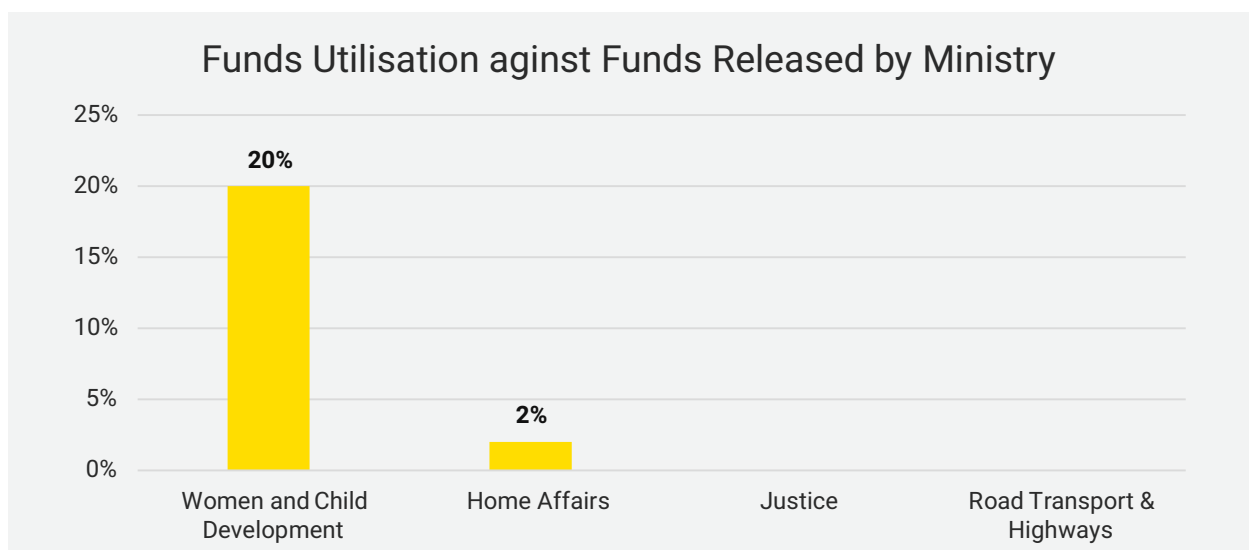
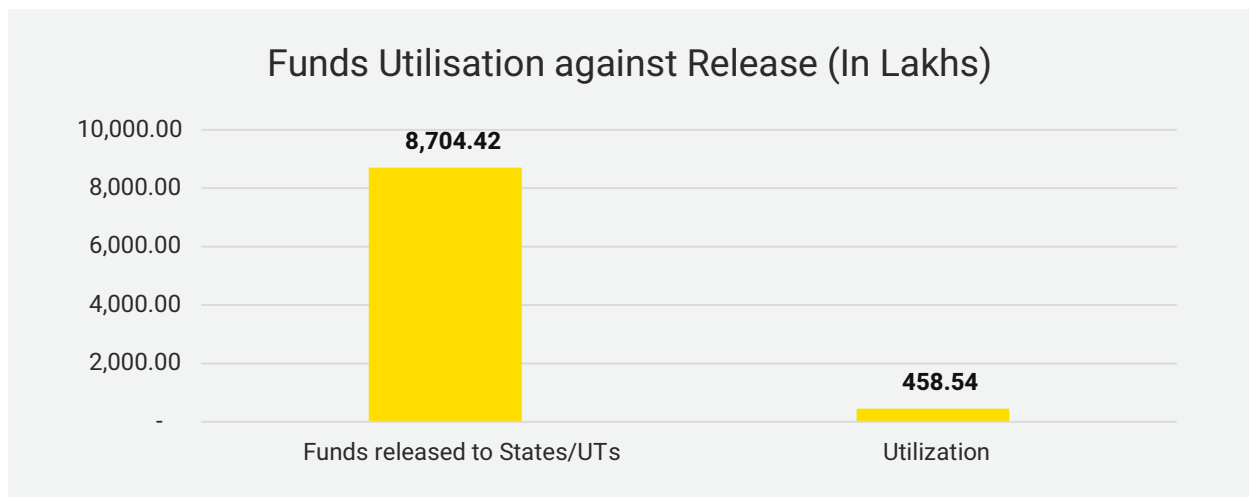


Note: No information signifies that no fund was allocated under that particular ministry

# Gujarat

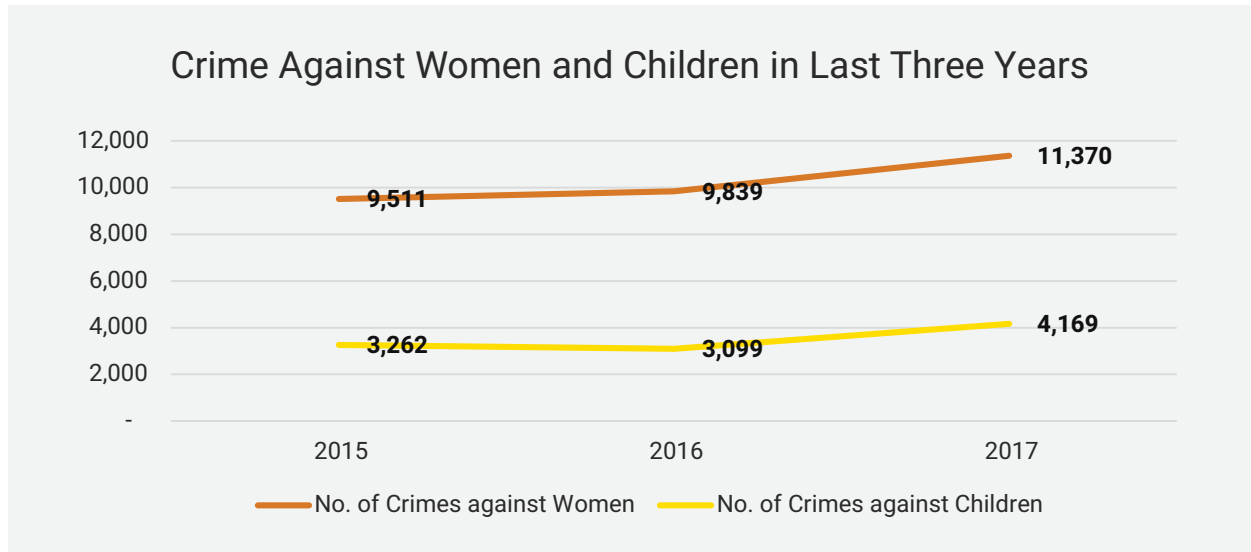


Source: National Crime Records Bureau, Ministry of Home Affairs, Govt. of India

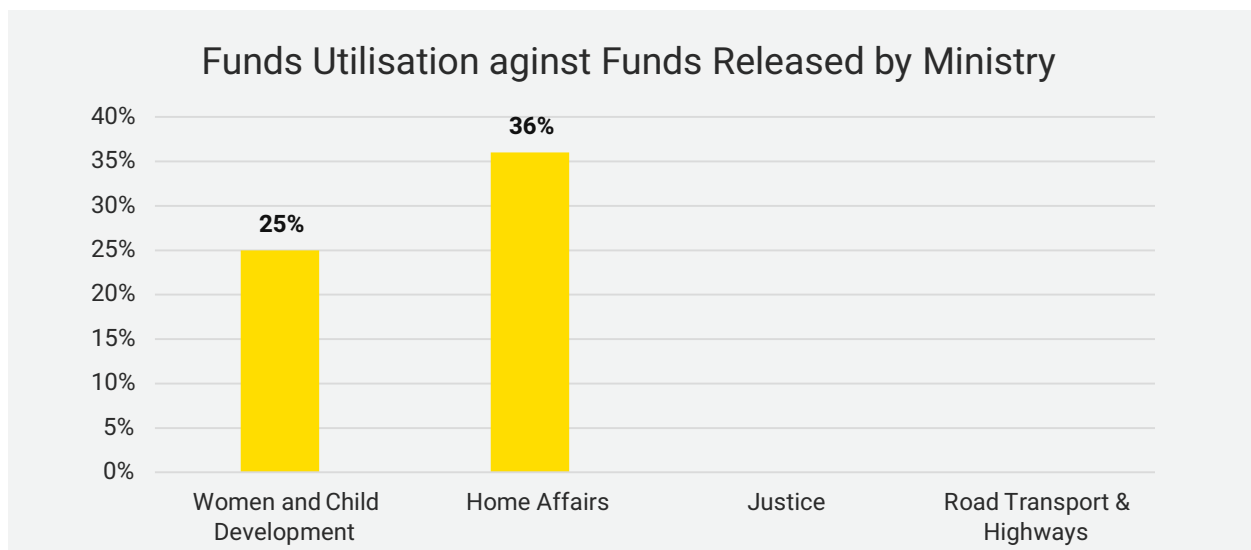
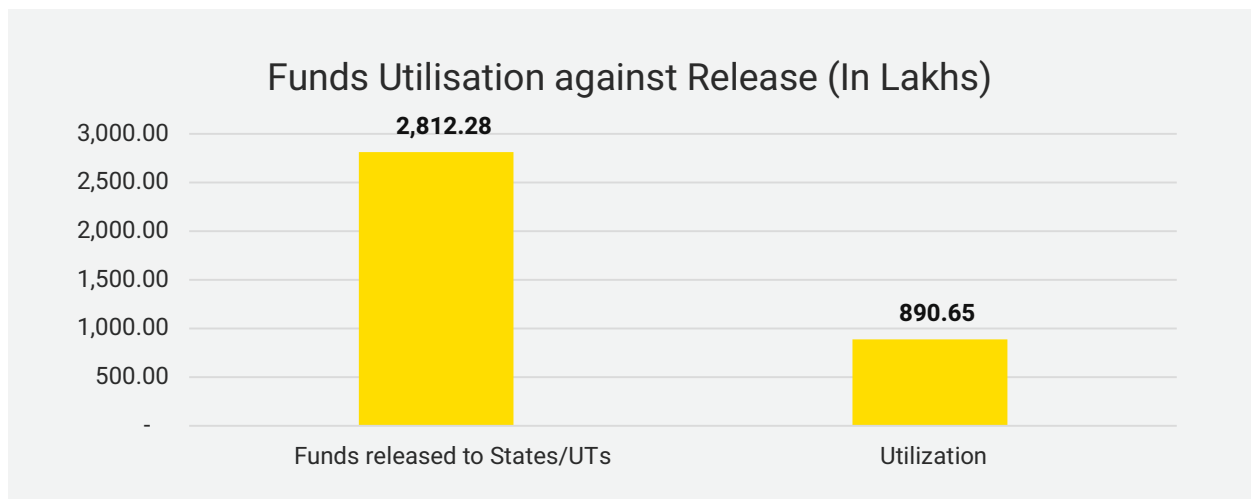


Note: No information signifies that no fund was allocated under that particular ministry

# Haryana

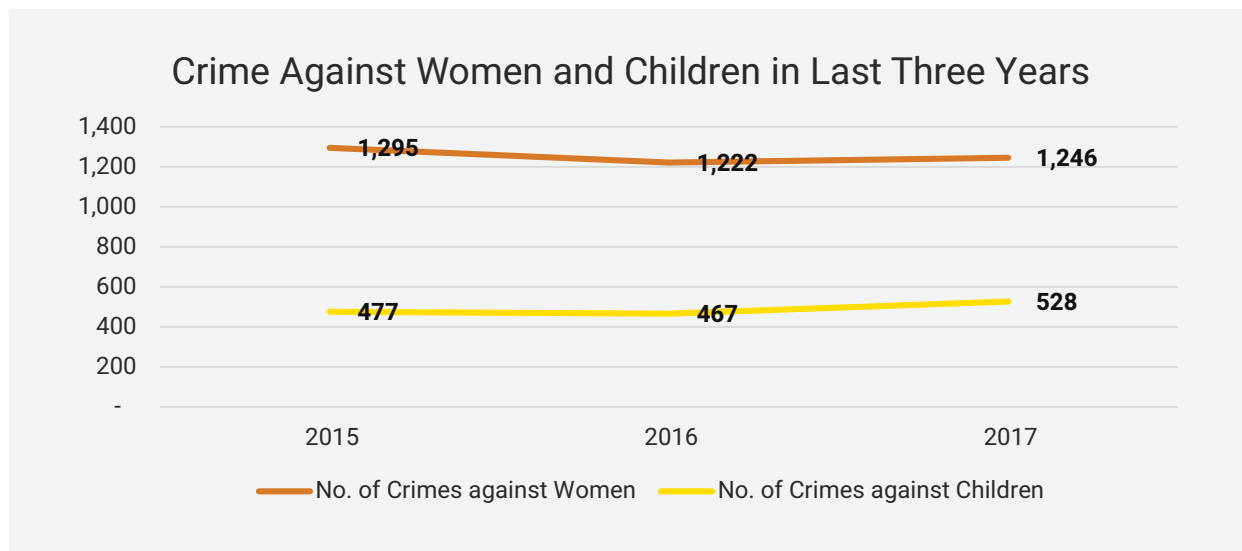


Source: National Crime Records Bureau, Ministry of Home Affairs, Govt. of India

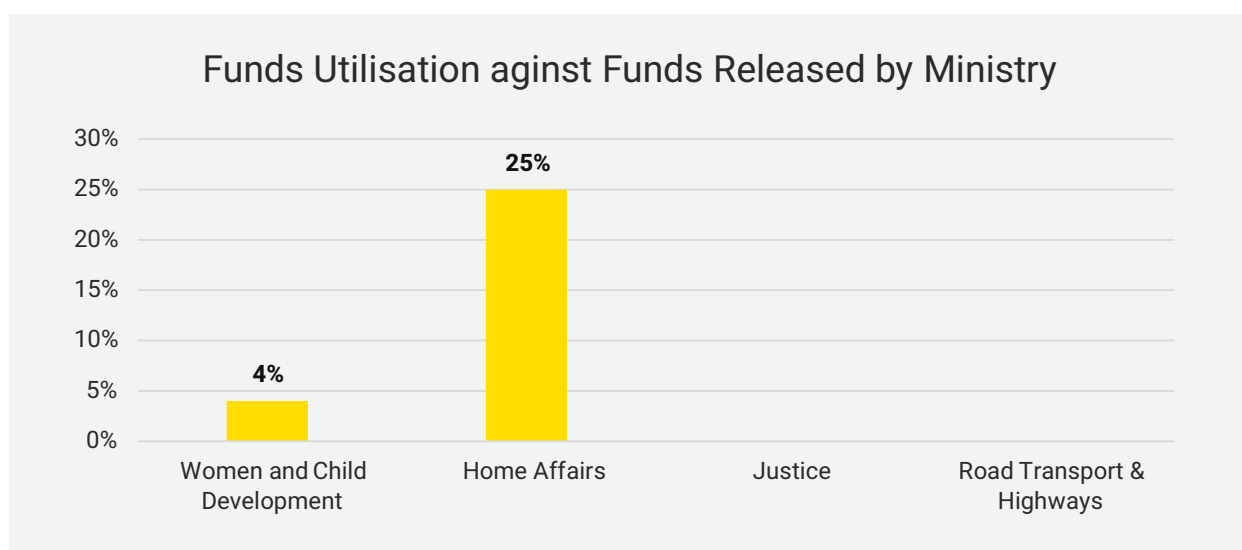
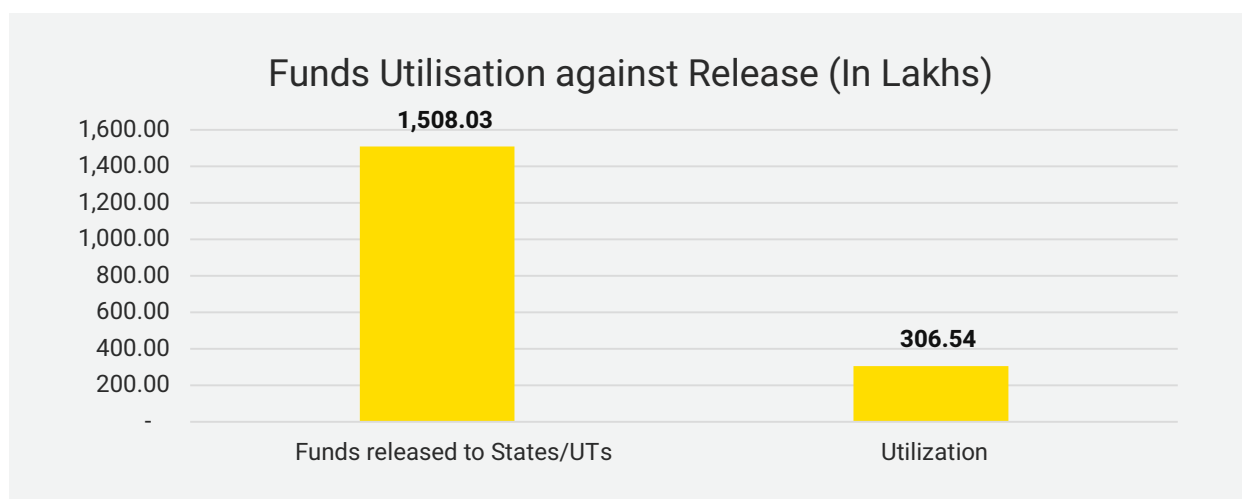


Note: No information signifies that no fund was allocated under that particular ministry

# Himachal Pradesh

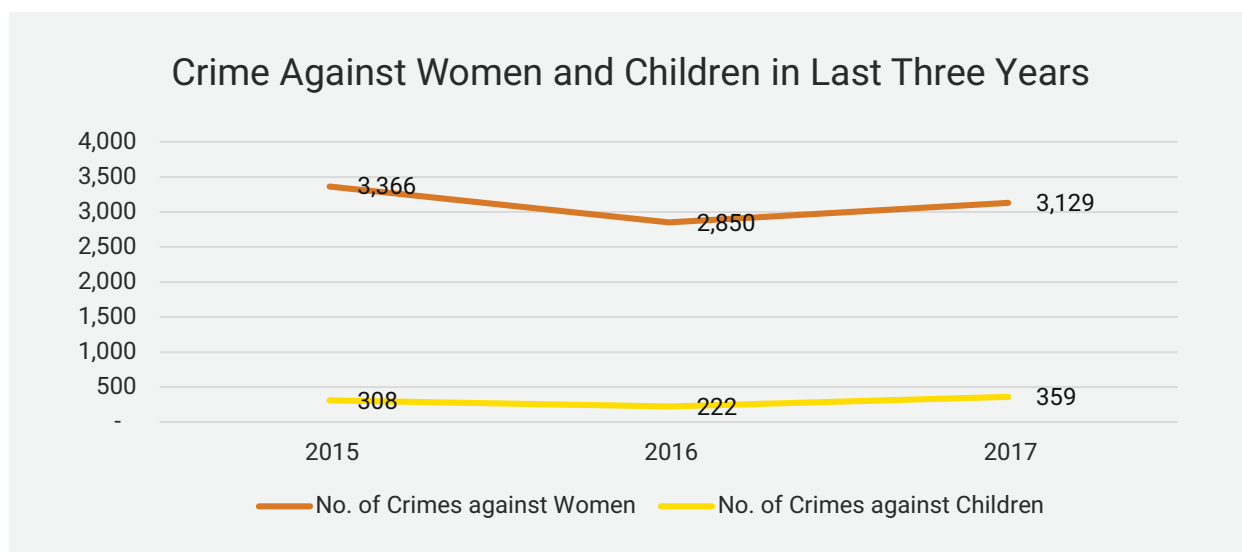


**Source:** National Crime Records Bureau, Ministry of Home Affairs, Govt. of India

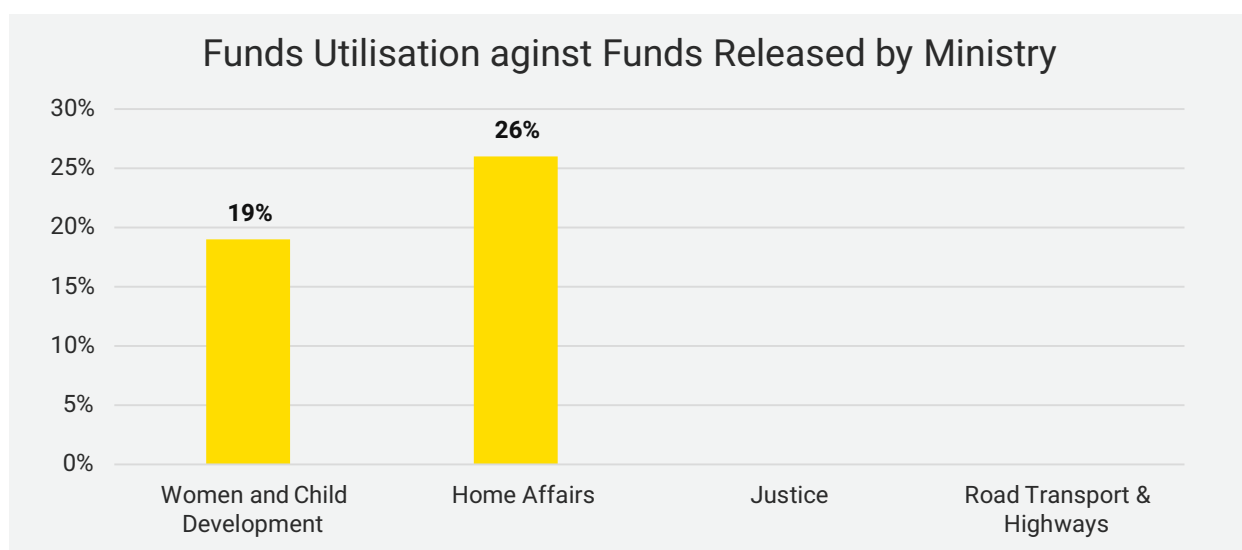
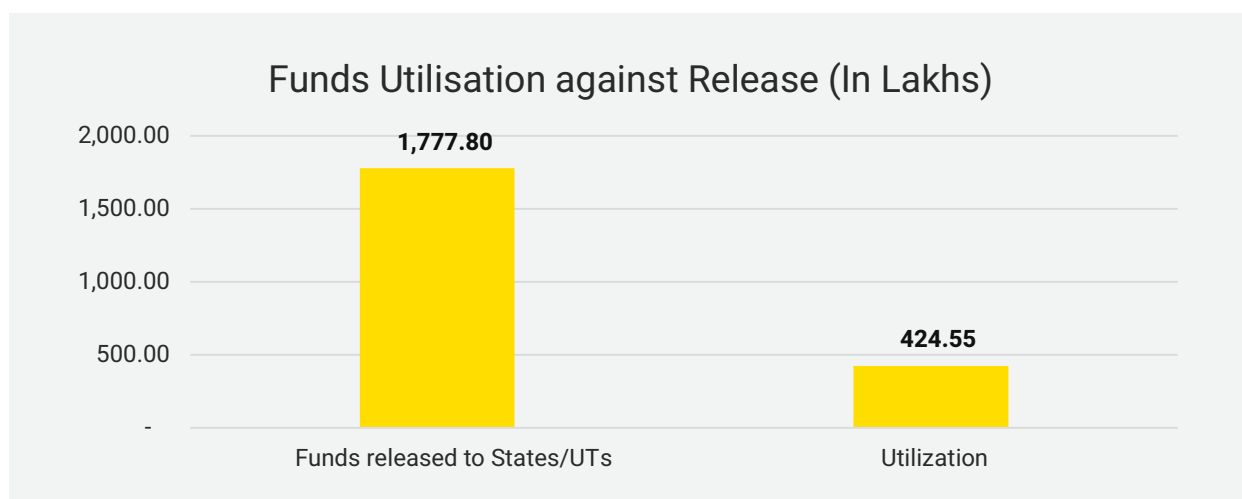


**Note:** No information signifies that no fund was allocated under that particular ministry

# Jammu and Kashmir (Undivided)

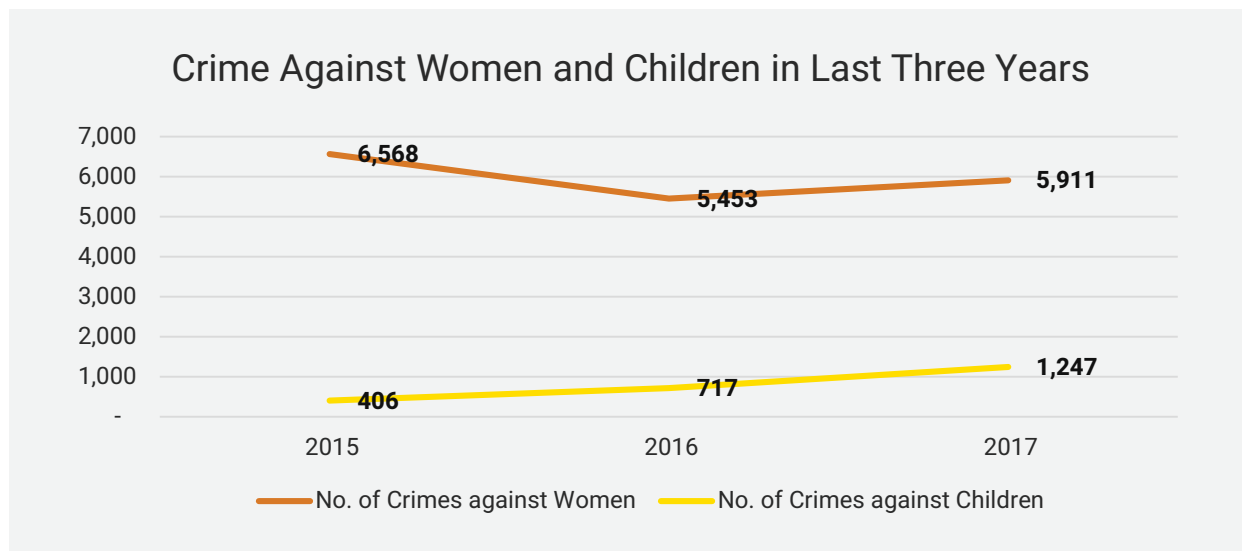


**Source:** National Crime Records Bureau, Ministry of Home Affairs, Govt. of India

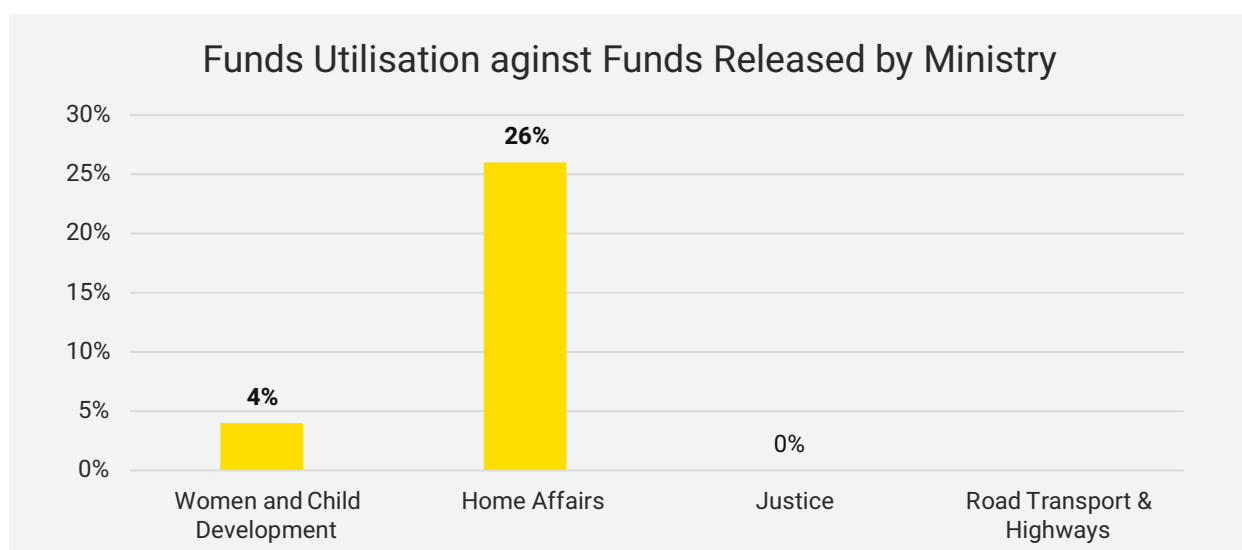
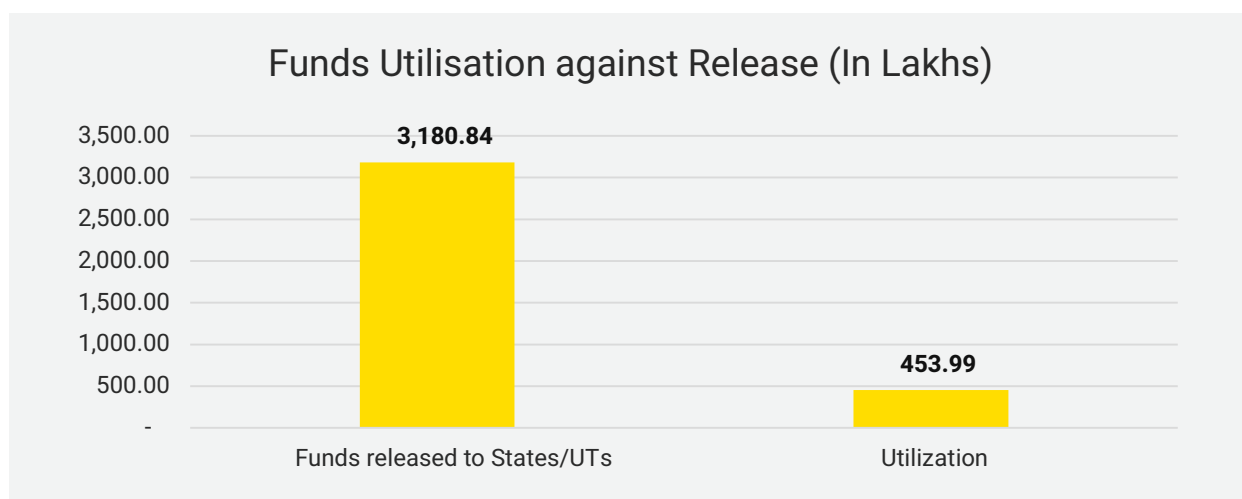


**Note:** No information signifies that no fund was allocated under that particular ministry

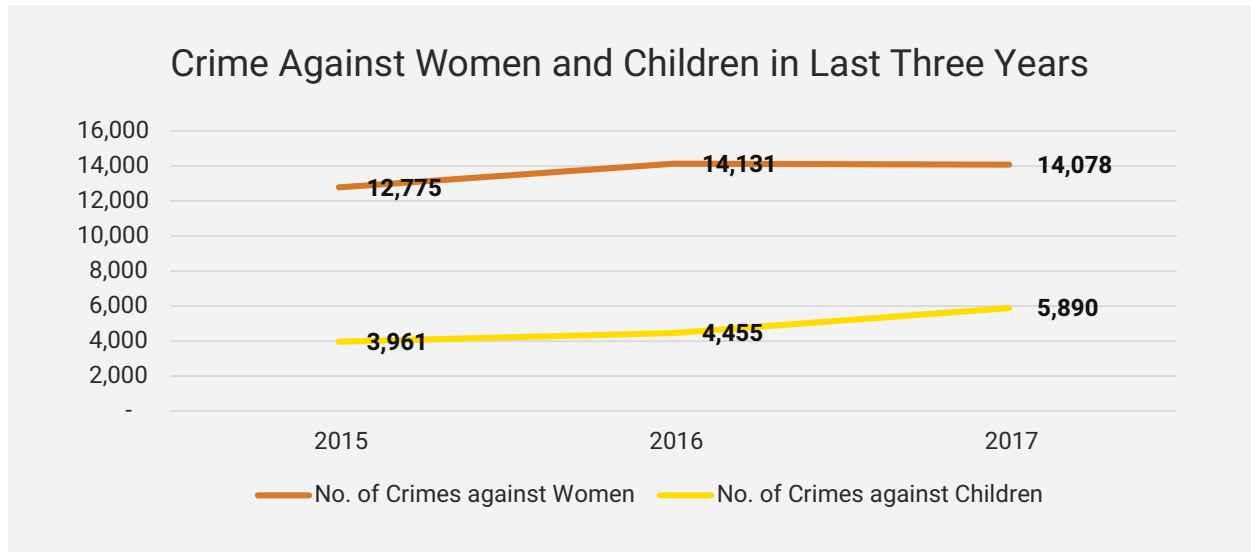
# Jharkhand



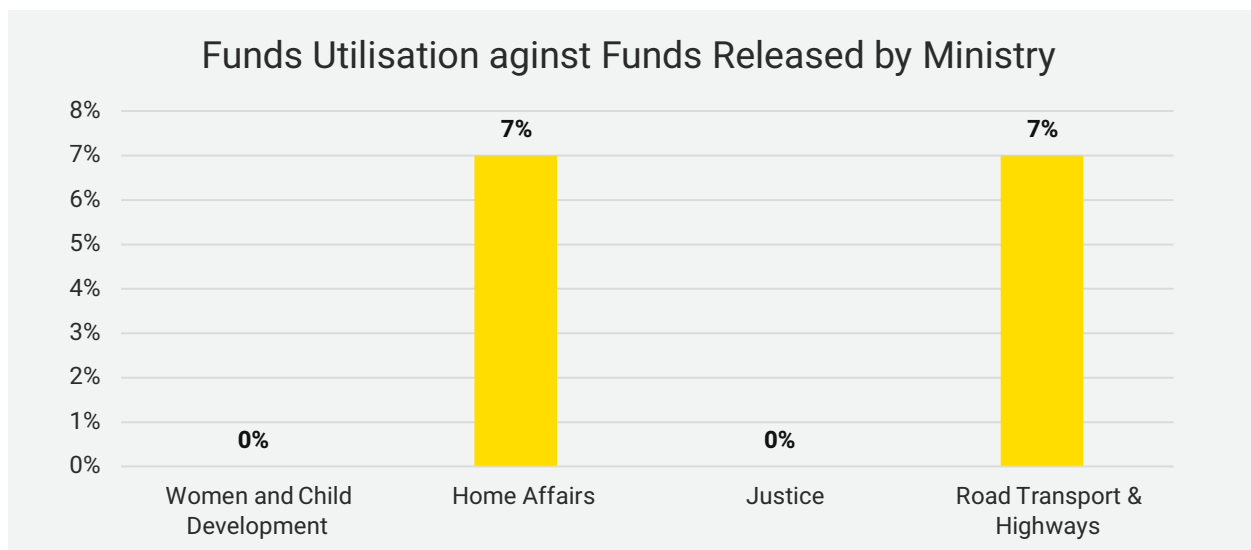
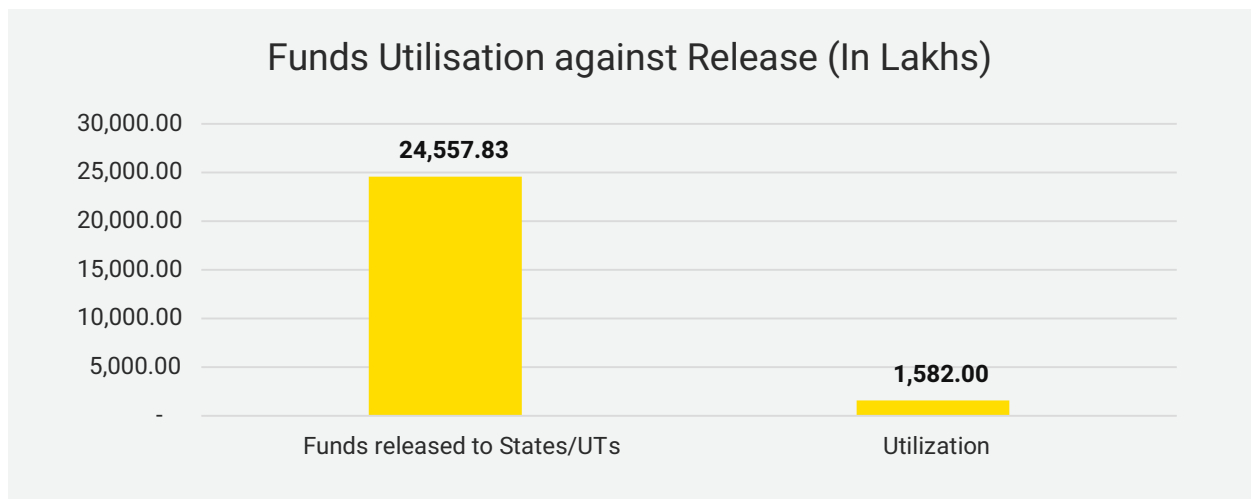
Source: National Crime Records Bureau, Ministry of Home Affairs, Govt. of India



Note: No information signifies that no fund was allocated under that particular ministry



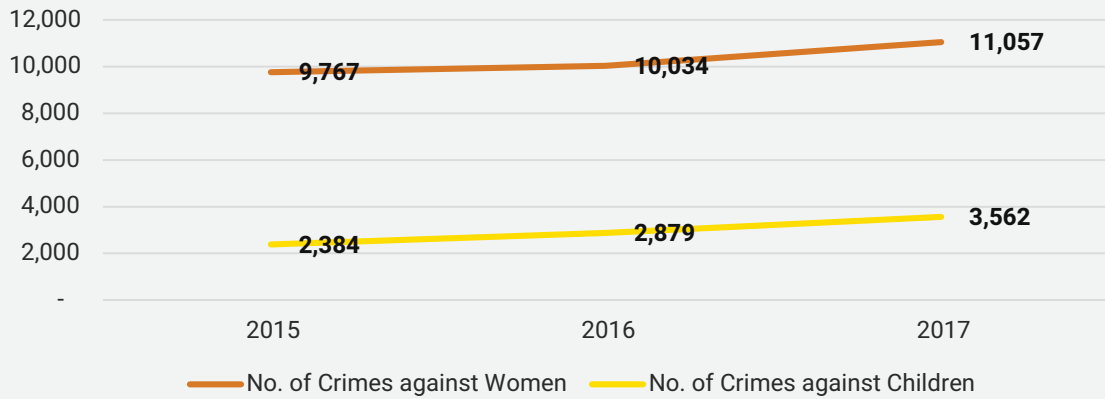
Source: National Crime Records Bureau, Ministry of Home Affairs, Govt. of India



Note: No information signifies that no fund was allocated under that particular ministry




## Crime Against Women and Children in Last Three Years

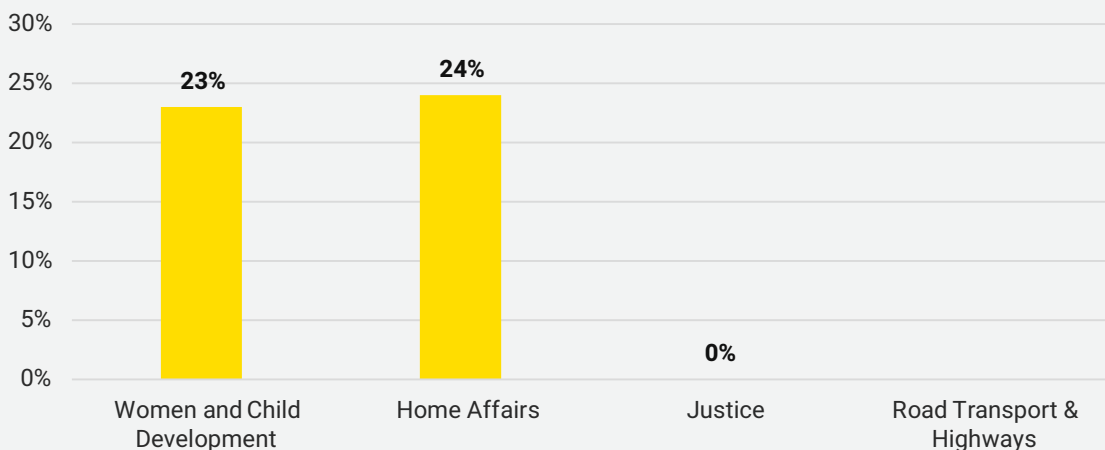


Source: National Crime Records Bureau, Ministry of Home Affairs, Govt. of India

## Funds Utilisation against Release (In Lakhs)

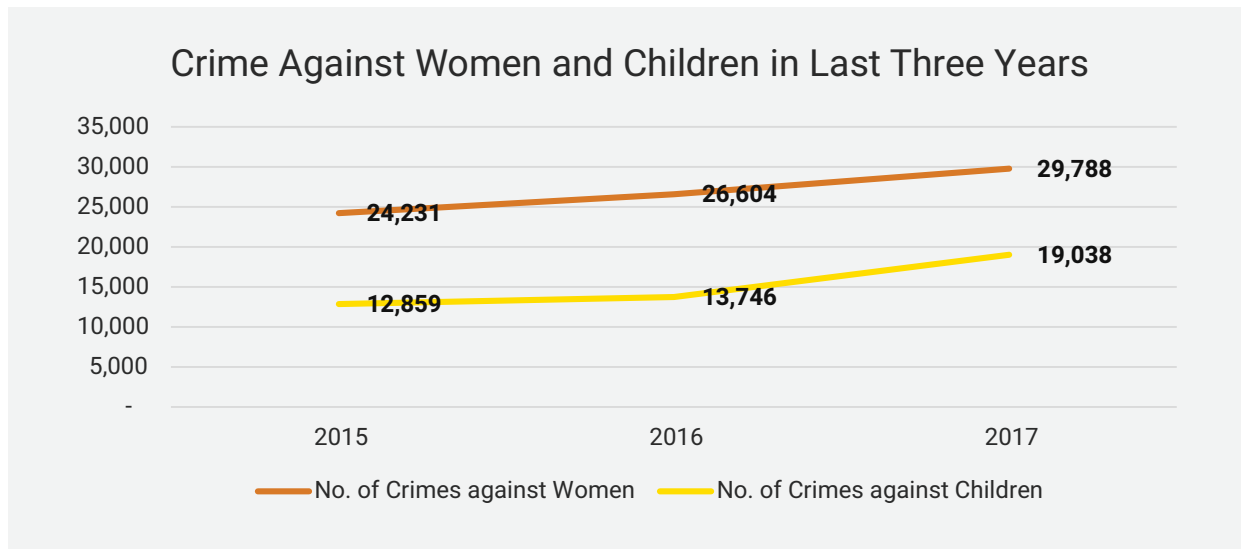


## Funds Utilisation against Funds Released by Ministry

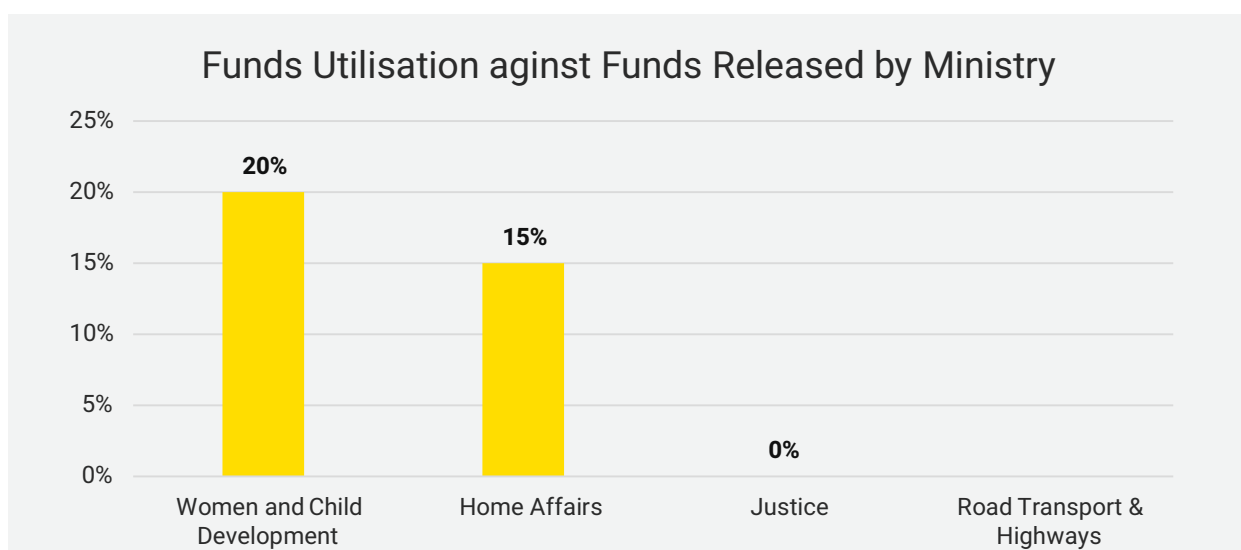
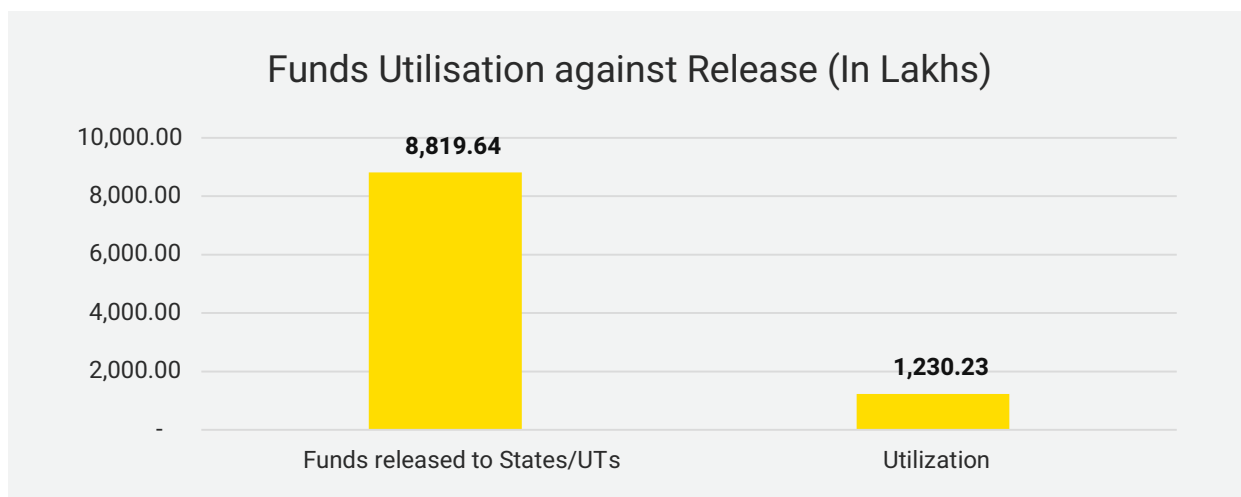


Note: No information signifies that no fund was allocated under that particular ministry

# Madhya Pradesh



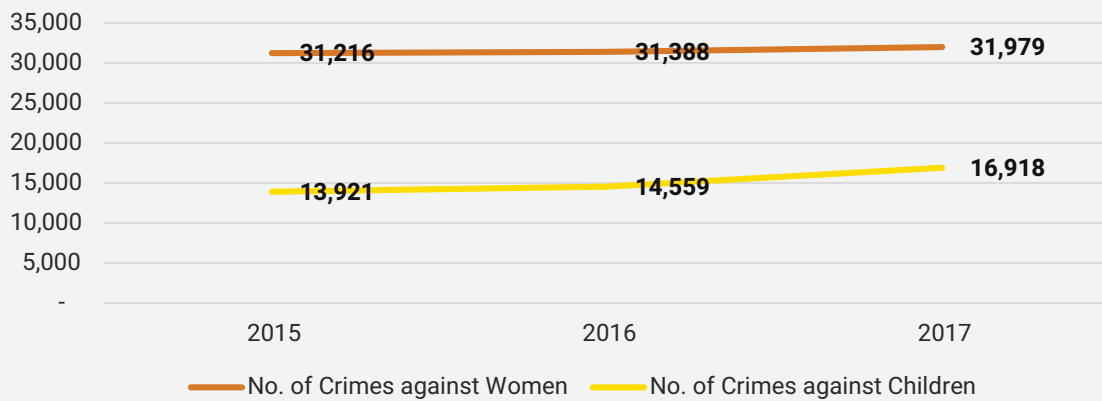
Source: National Crime Records Bureau, Ministry of Home Affairs, Govt. of India



Note: No information signifies that no fund was allocated under that particular ministry

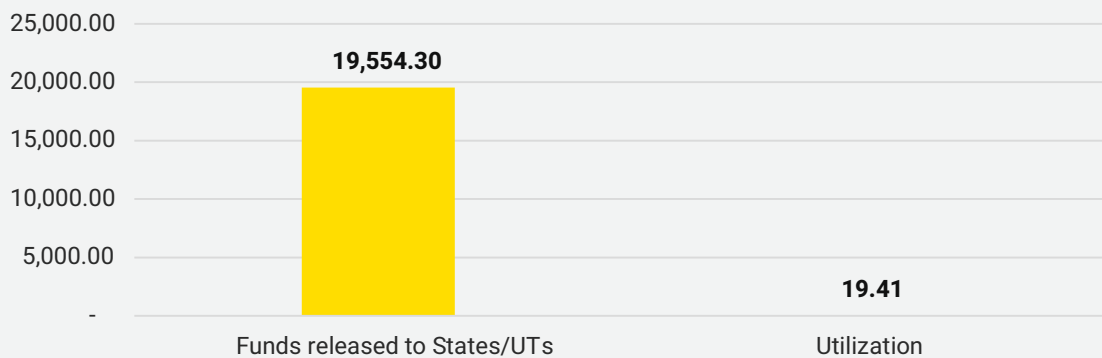
# Maharashtra

## Crime Against Women and Children in Last Three Years

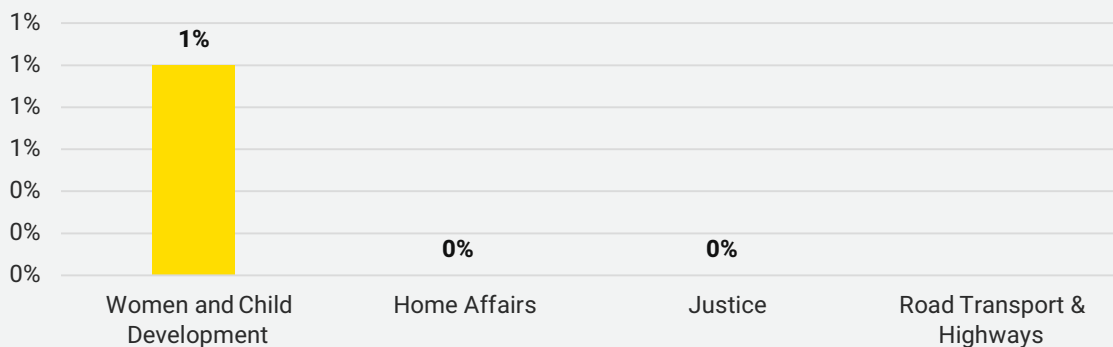


Source: National Crime Records Bureau, Ministry of Home Affairs, Govt. of India

## Funds Utilisation against Release (In Lakhs)

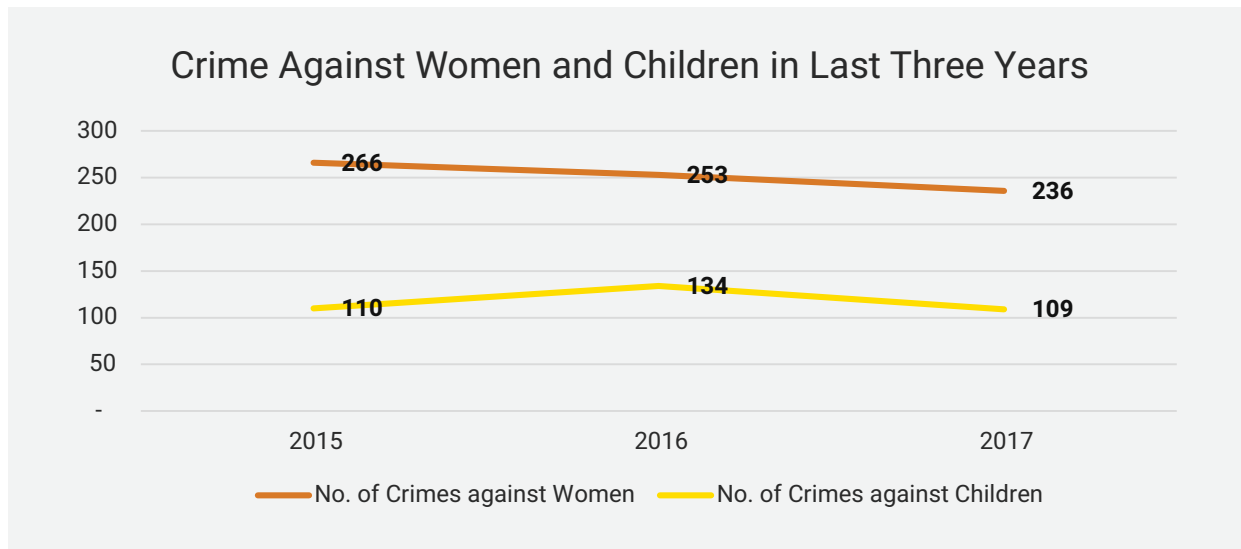


## Funds Utilisation against Funds Released by Ministry

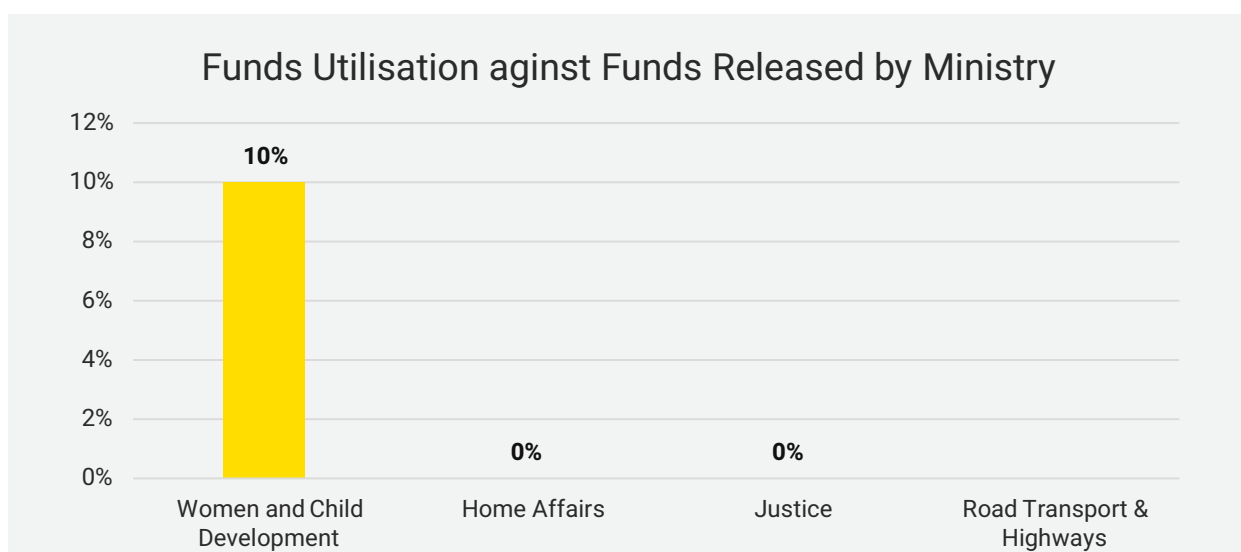
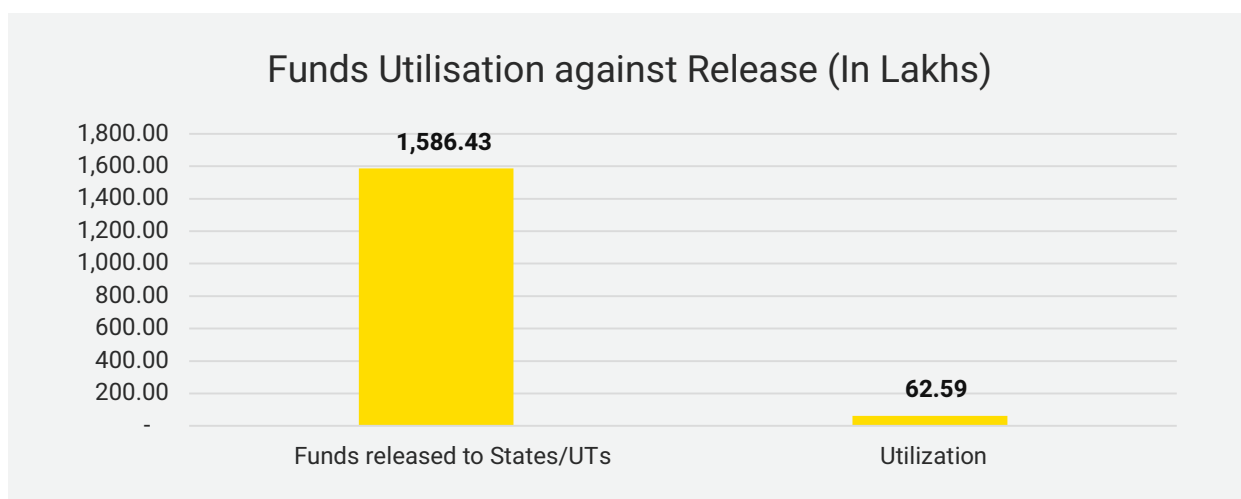


Note: No information signifies that no fund was allocated under that particular ministry

# Manipur

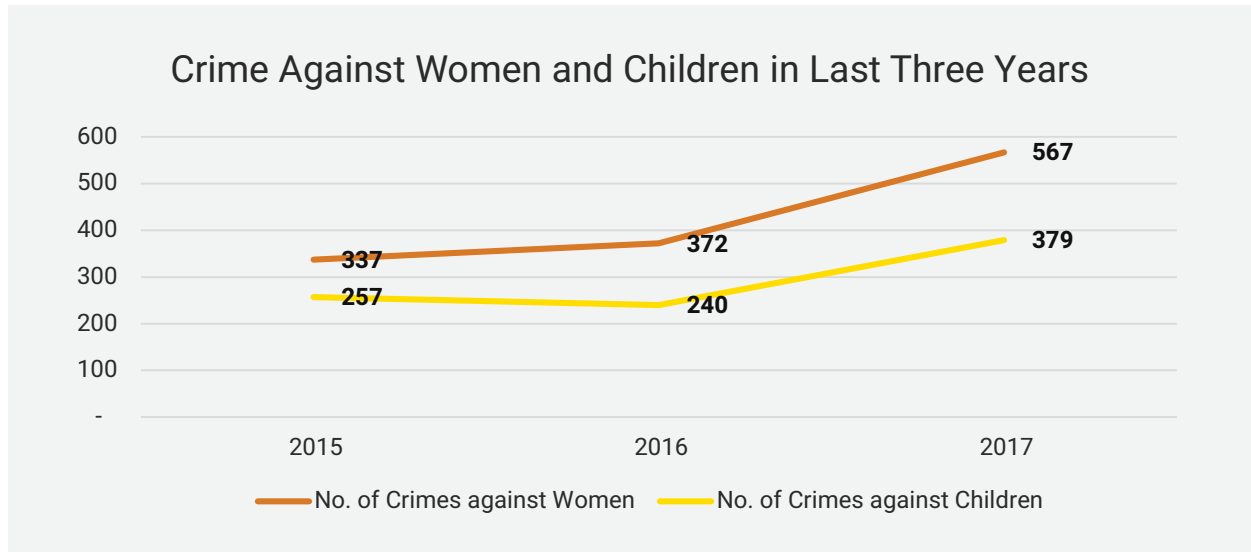


Source: National Crime Records Bureau, Ministry of Home Affairs, Govt. of India

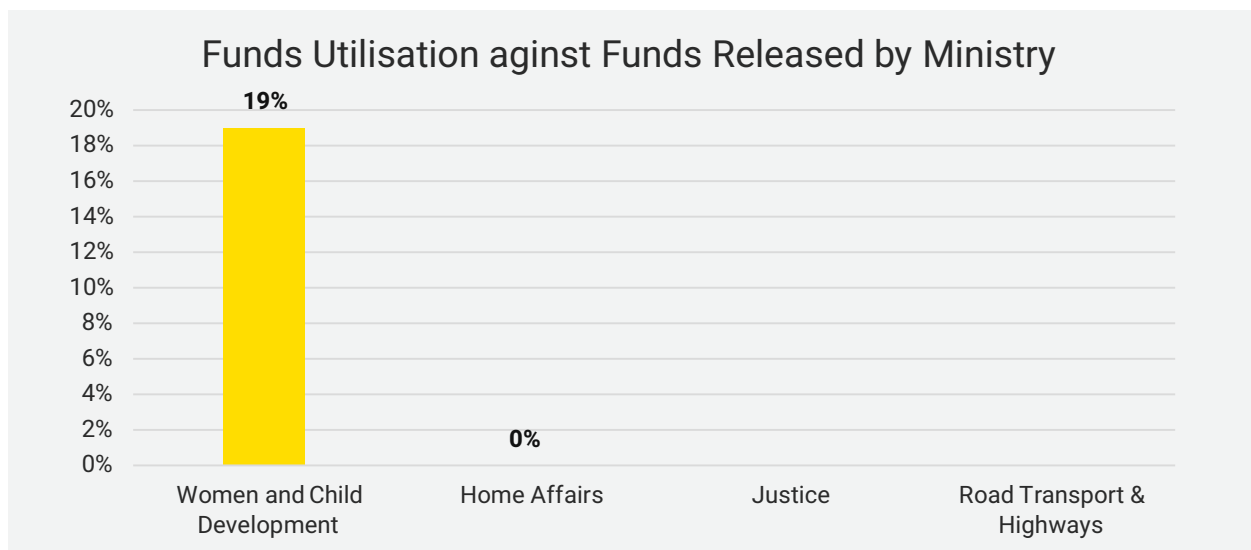
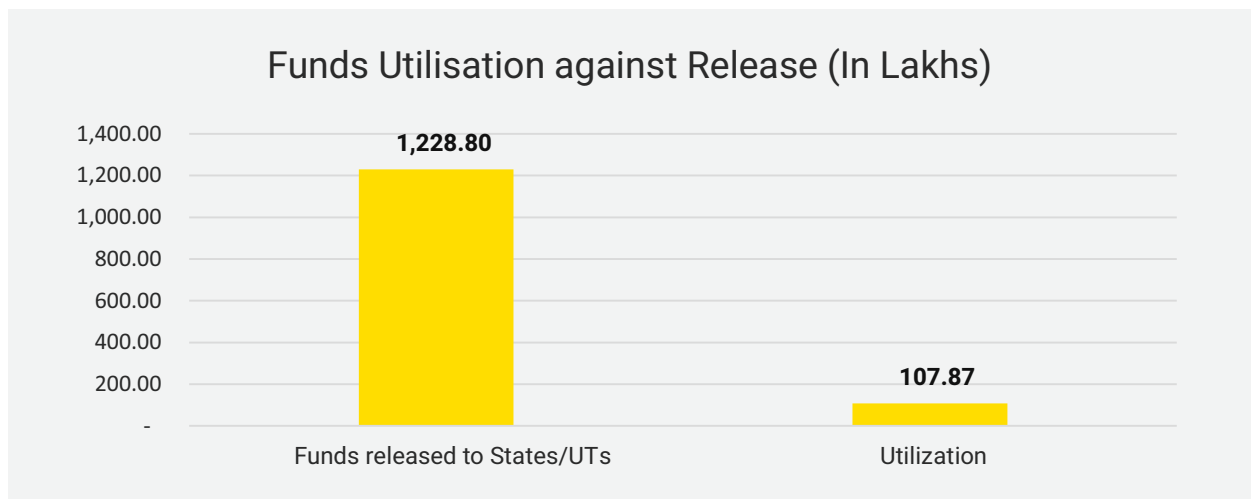


Note: No information signifies that no fund was allocated under that particular ministry

# Meghalaya

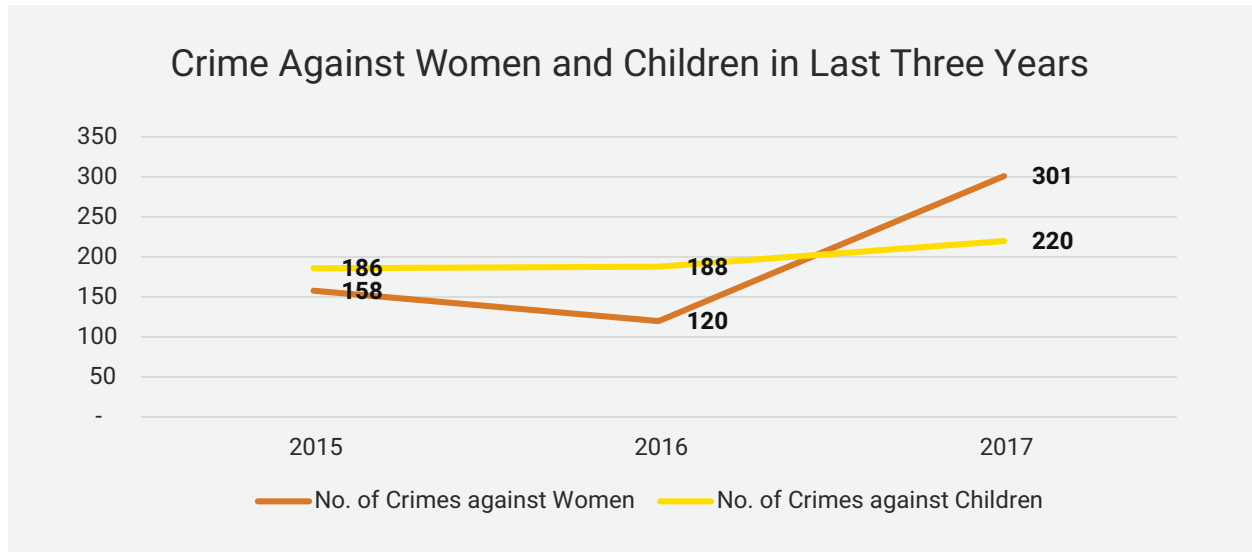


Source: National Crime Records Bureau, Ministry of Home Affairs, Govt. of India

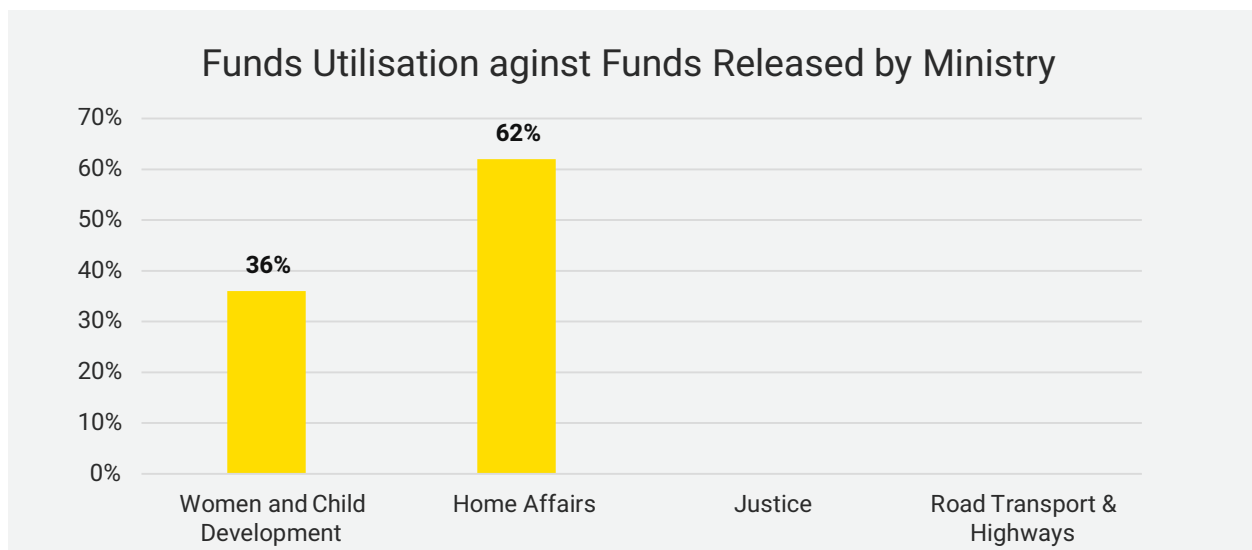
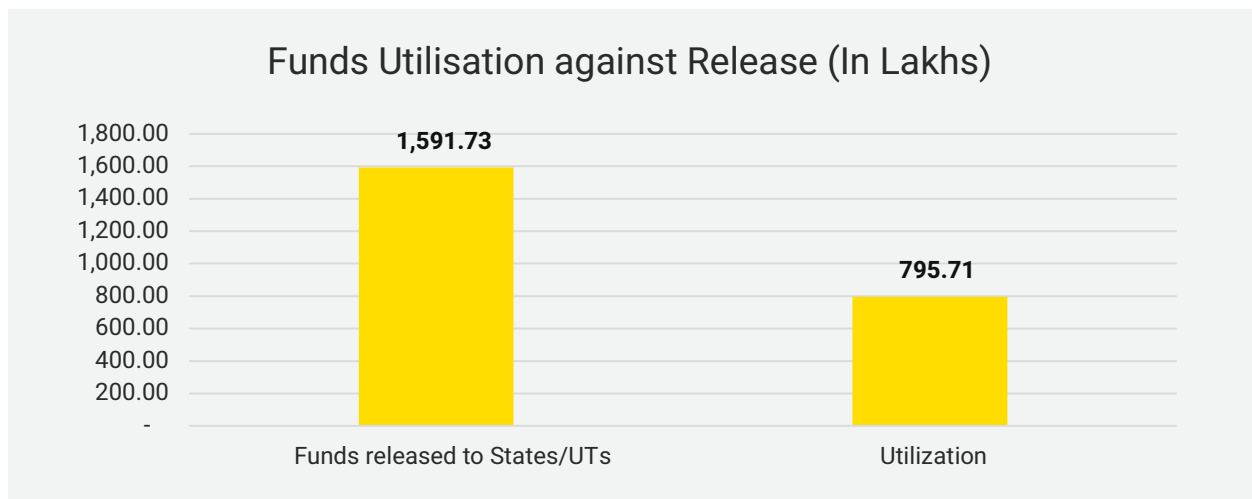


Note: No information signifies that no fund was allocated under that particular ministry

# Mizoram

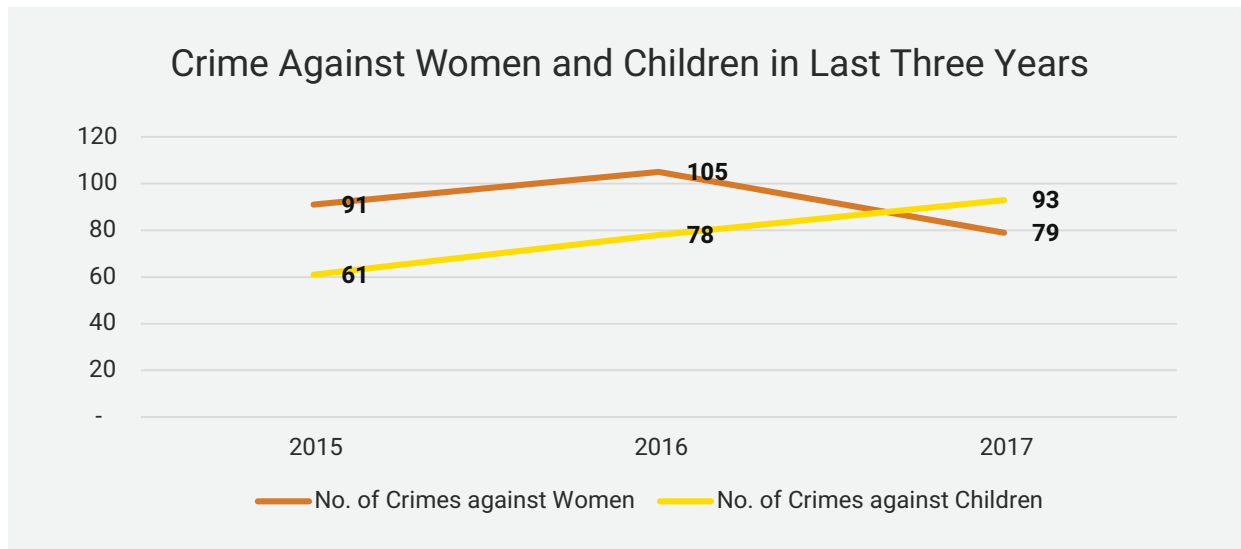


Source: National Crime Records Bureau, Ministry of Home Affairs, Govt. of India

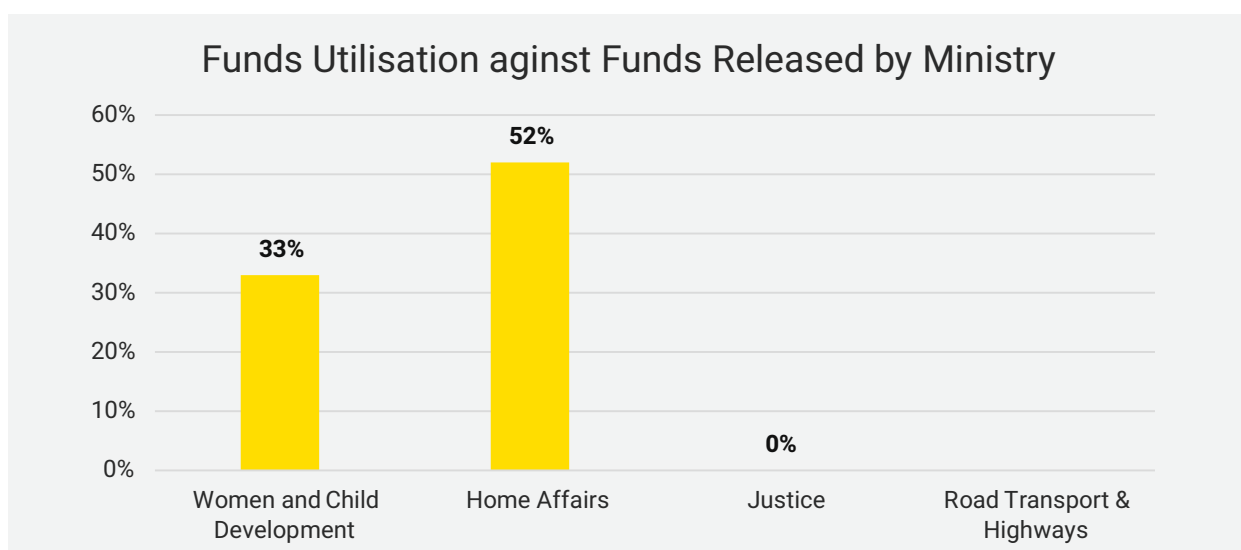
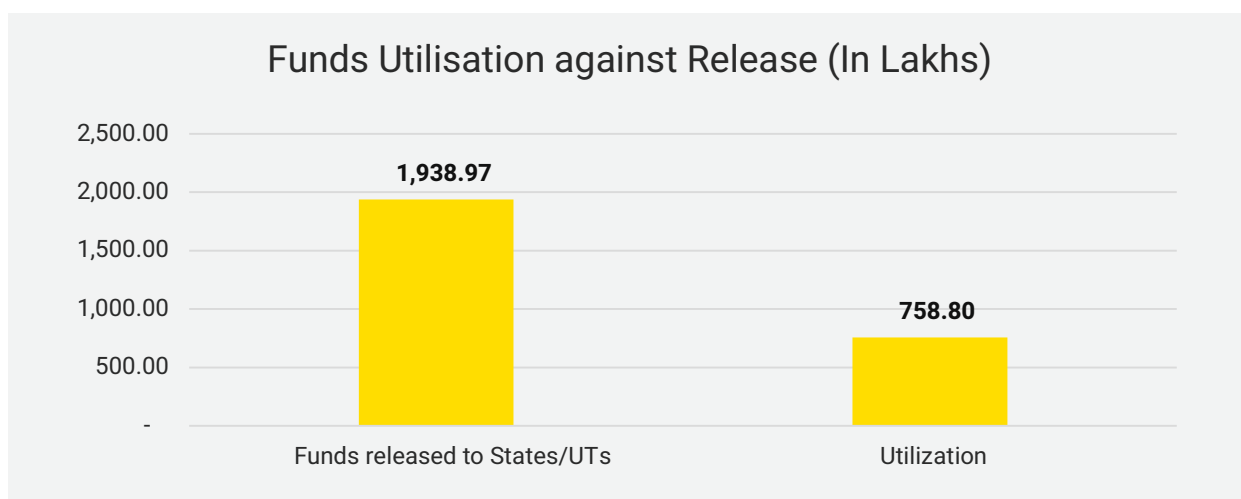


Note: No information signifies that no fund was allocated under that particular ministry

# Nagaland

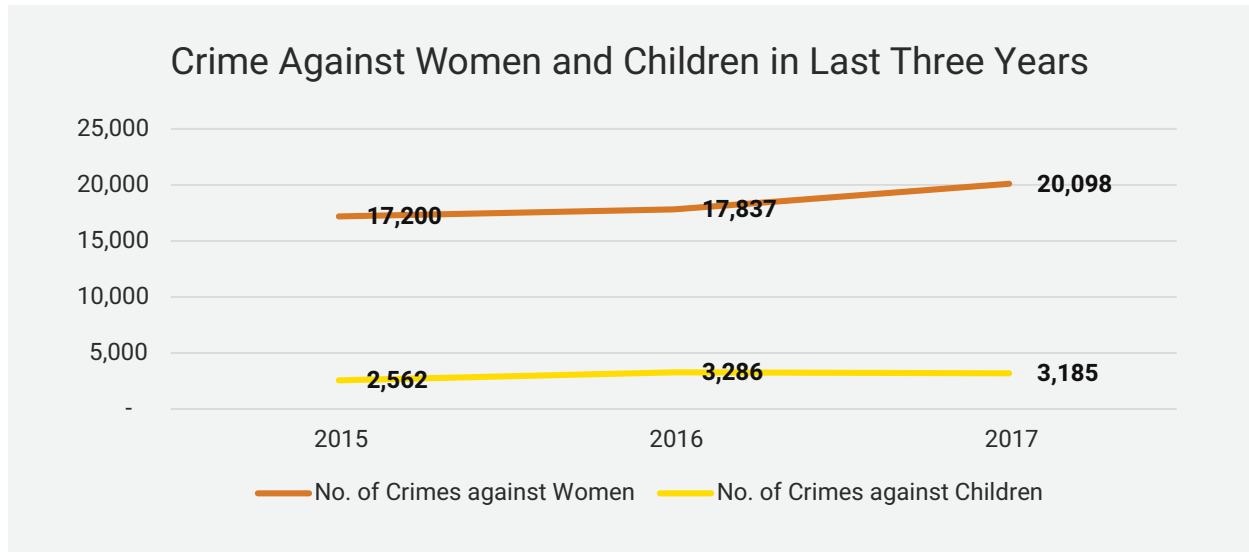


Source: National Crime Records Bureau, Ministry of Home Affairs, Govt. of India

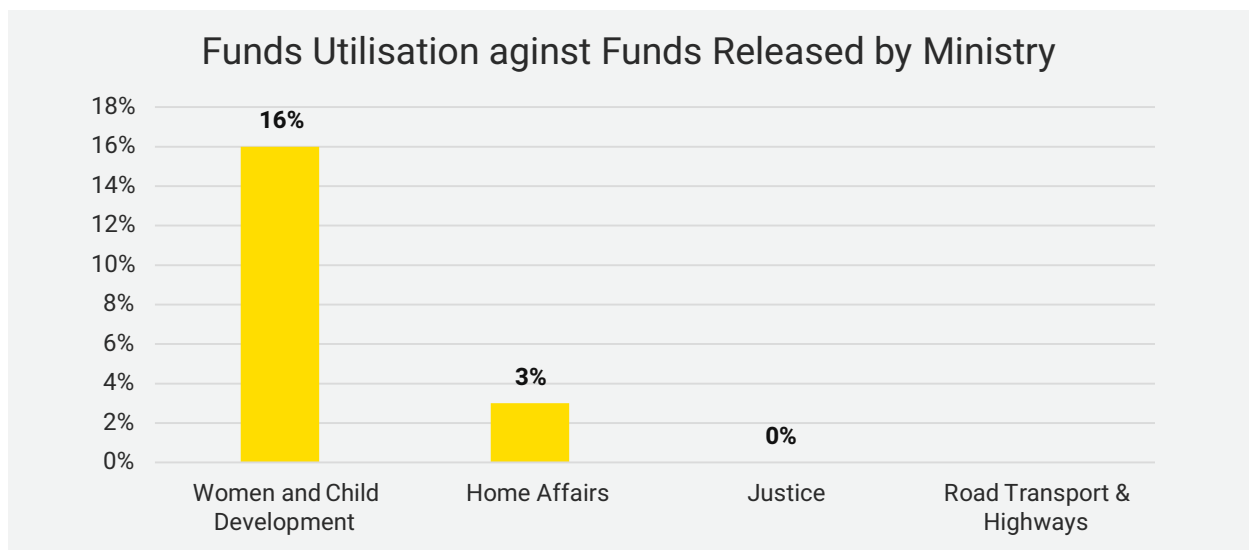
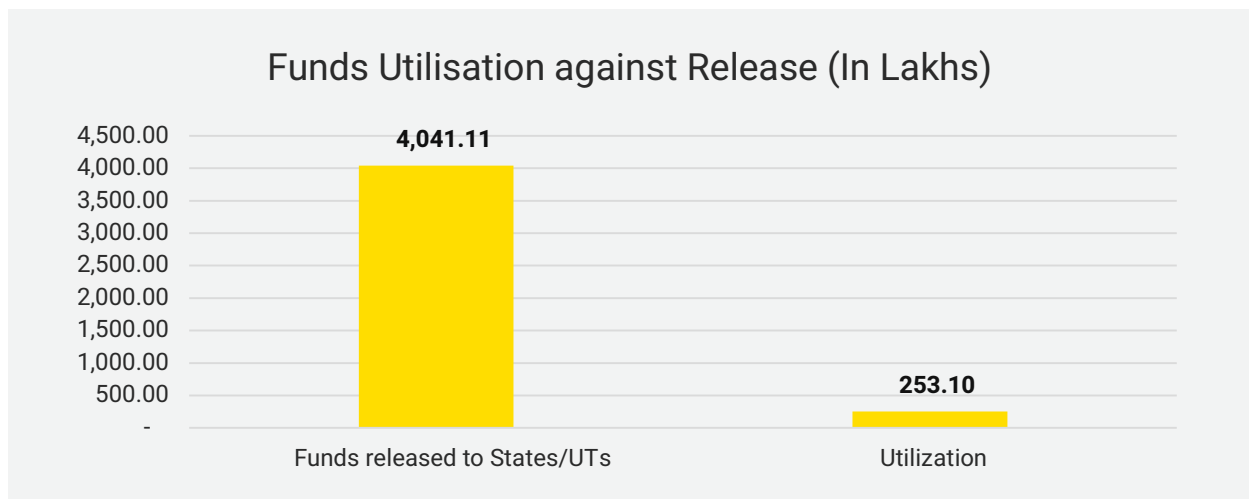


Note: No information signifies that no fund was allocated under that particular ministry

# Odisha

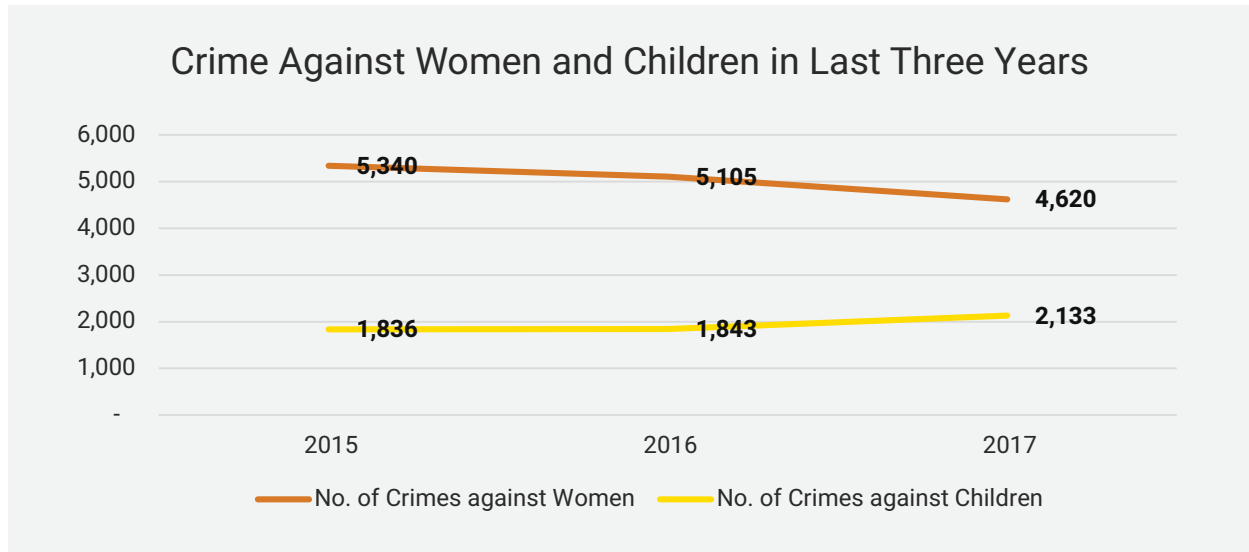


Source: National Crime Records Bureau, Ministry of Home Affairs, Govt. of India

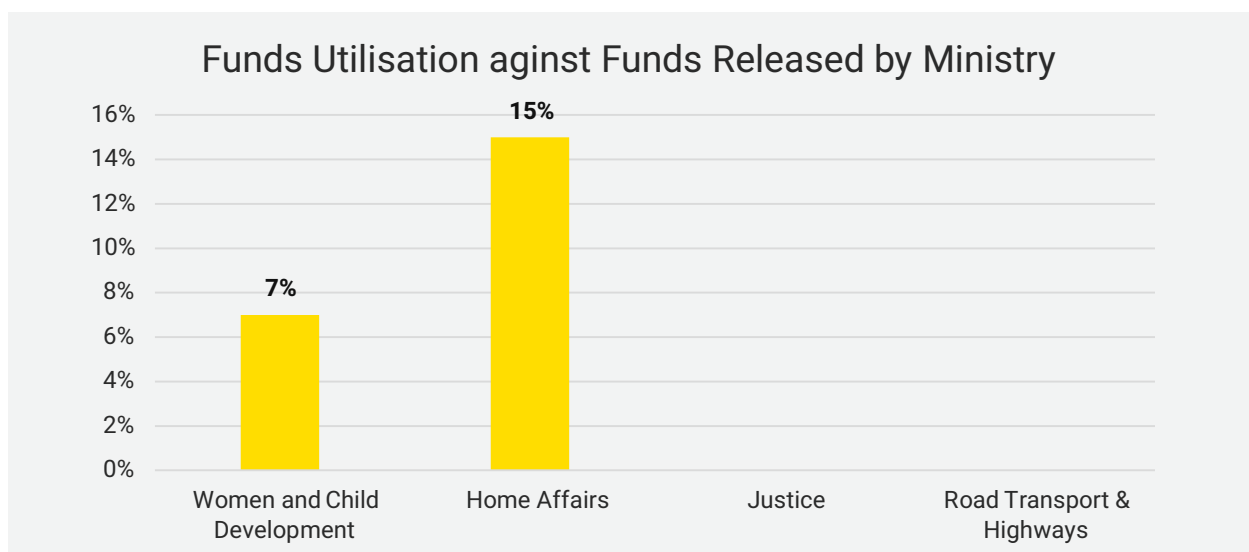
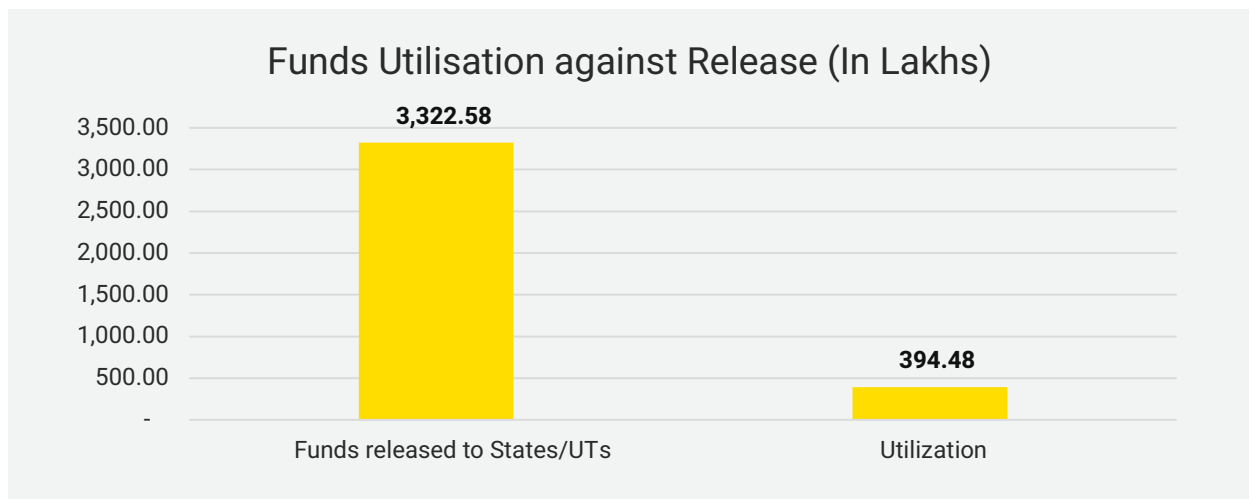


Note: No information signifies that no fund was allocated under that particular ministry





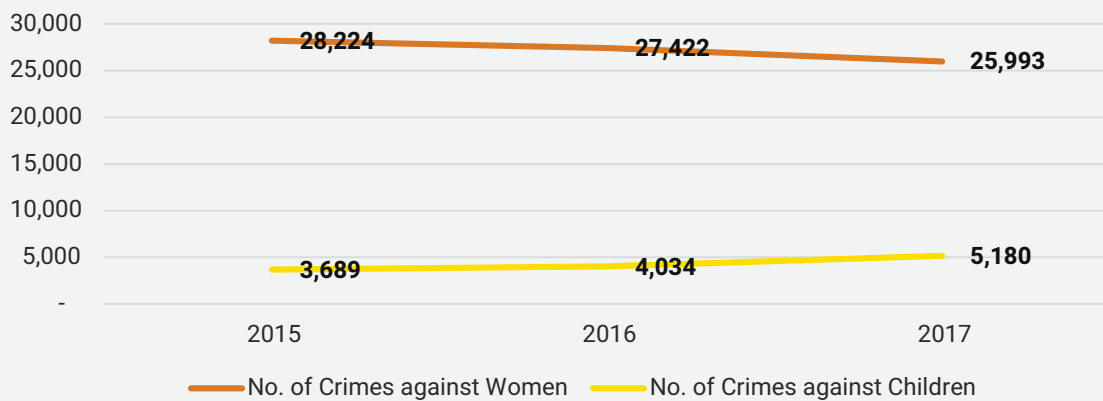
Source: National Crime Records Bureau, Ministry of Home Affairs, Govt. of India



Note: No information signifies that no fund was allocated under that particular ministry

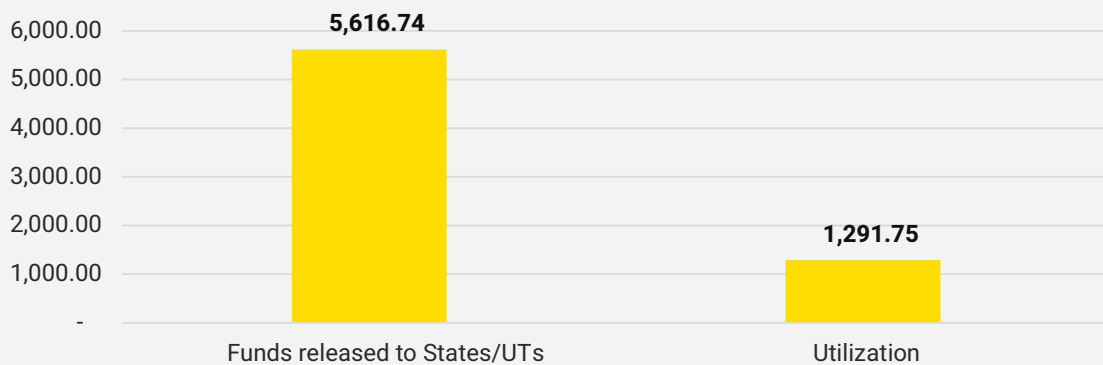
# Rajasthan

## Crime Against Women and Children in Last Three Years

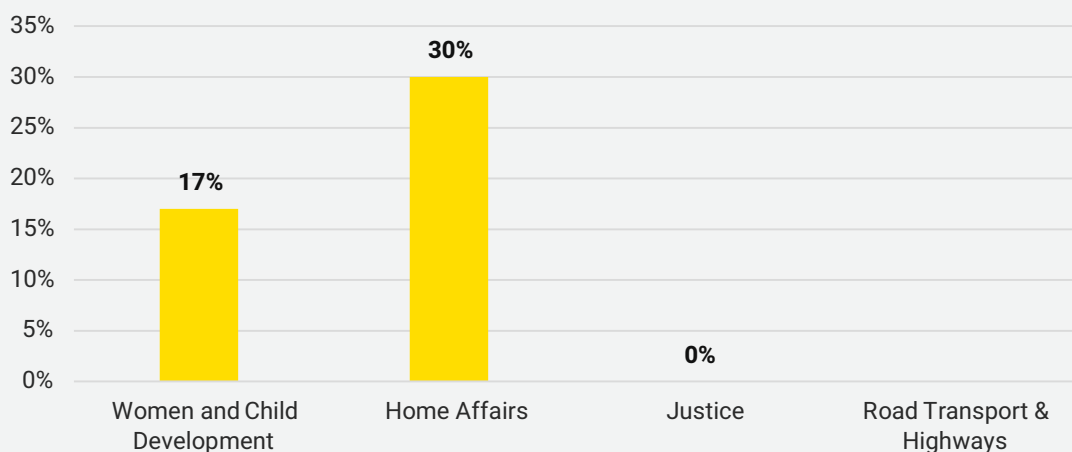


Source: National Crime Records Bureau, Ministry of Home Affairs, Govt. of India

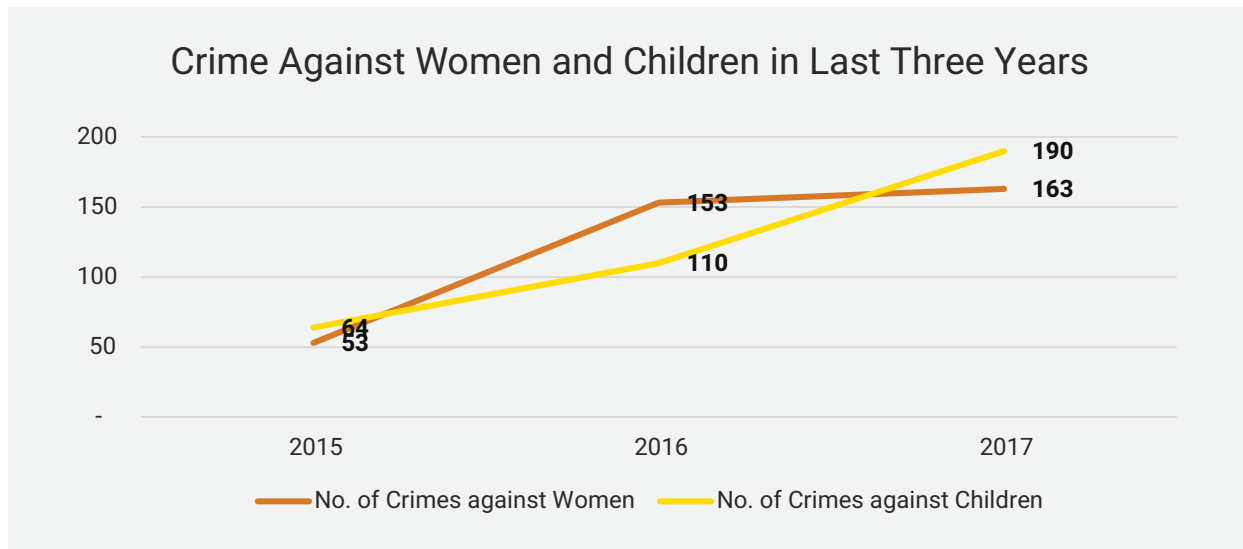
## Funds Utilisation against Release (In Lakhs)



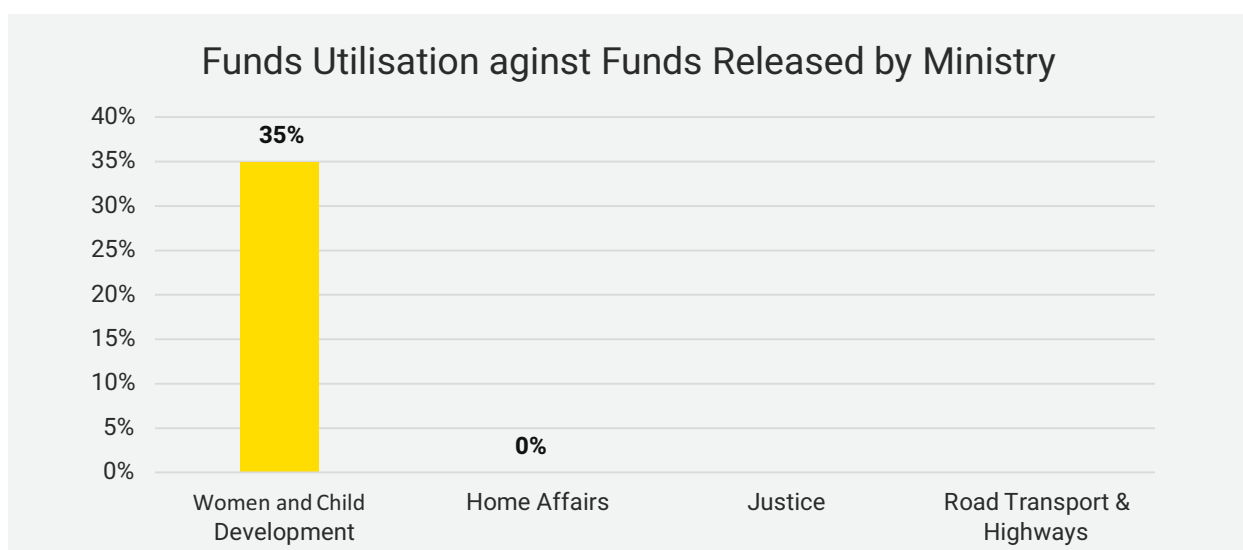
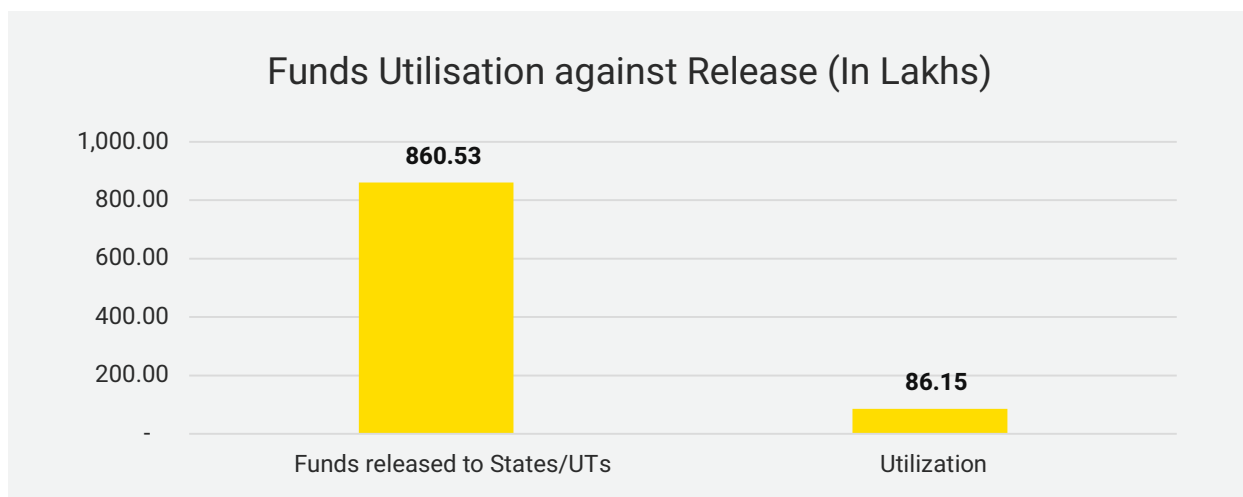
## Funds Utilisation against Funds Released by Ministry



Note: No information signifies that no fund was allocated under that particular ministry



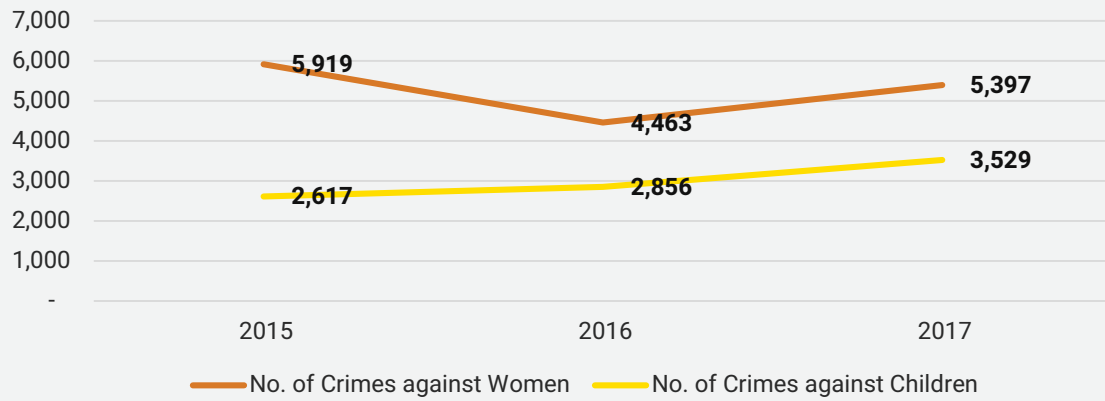
Source: National Crime Records Bureau, Ministry of Home Affairs, Govt. of India



Note: No information signifies that no fund was allocated under that particular ministry

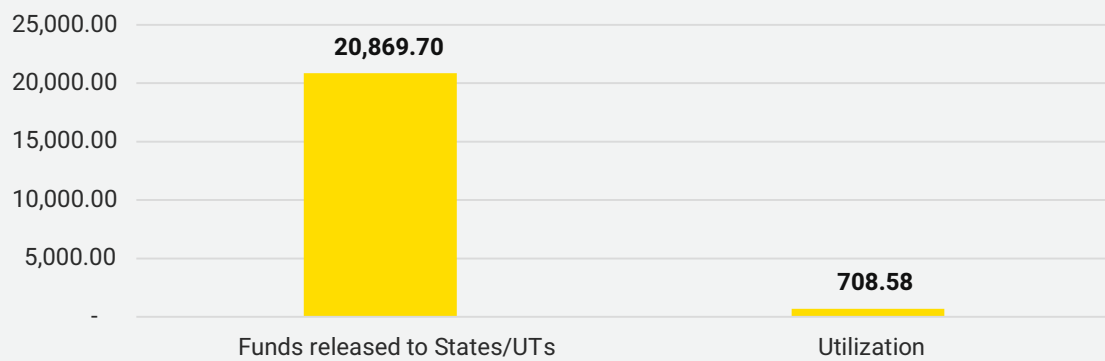
# Tamil Nadu

## Crime Against Women and Children in Last Three Years

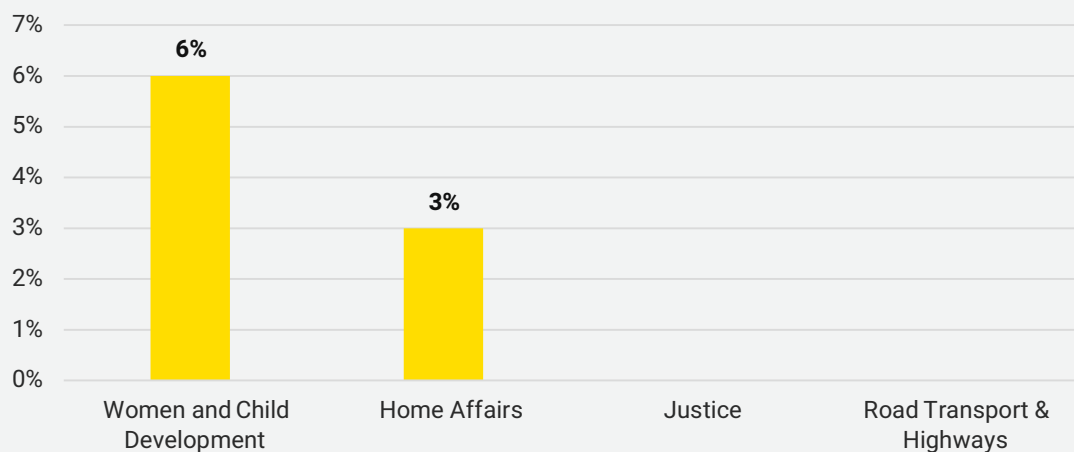


**Source:** National Crime Records Bureau, Ministry of Home Affairs, Govt. of India

## Funds Utilisation against Release (In Lakhs)

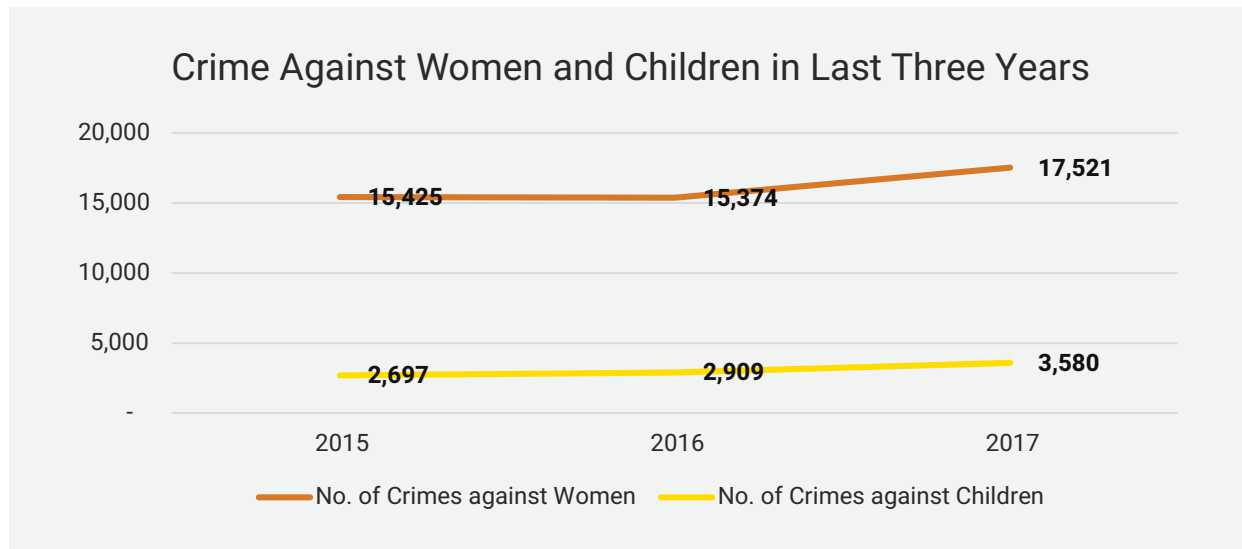


## Funds Utilisation against Funds Released by Ministry

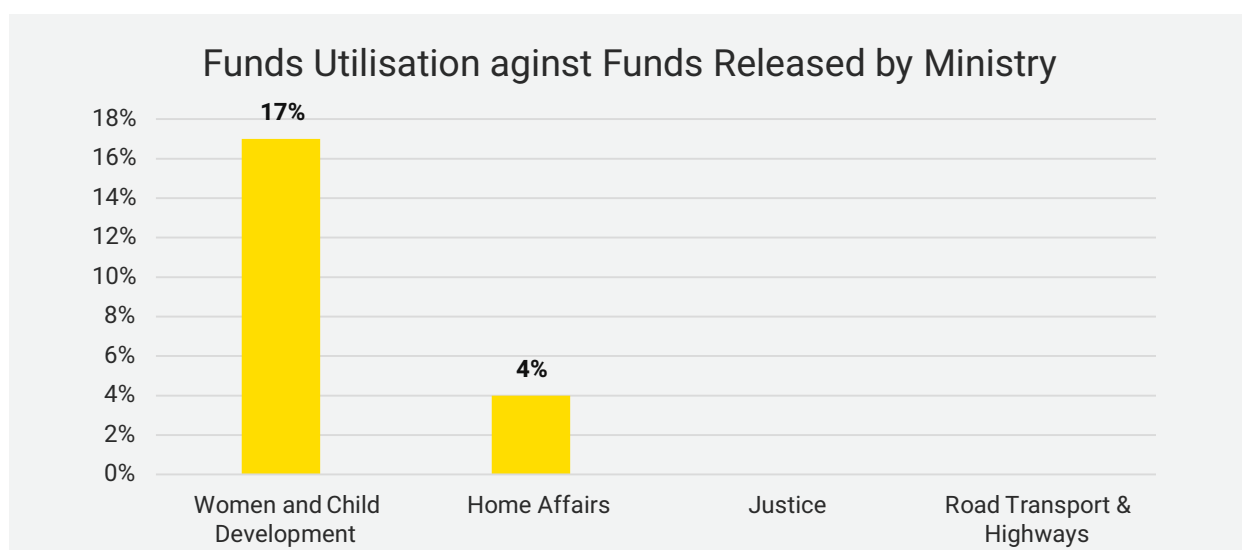
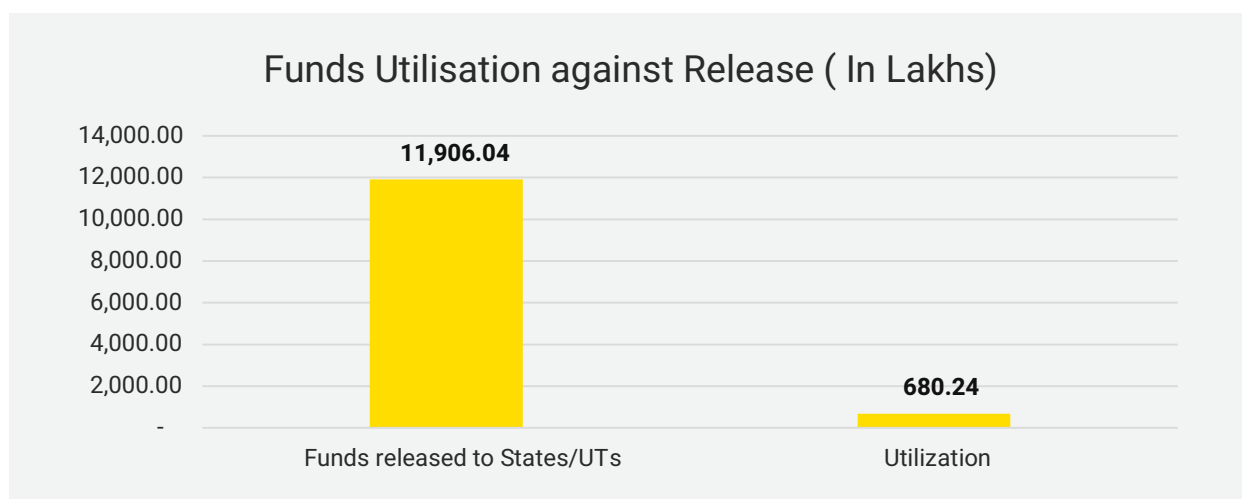


**Note:** No information signifies that no fund was allocated under that particular ministry

# Telangana



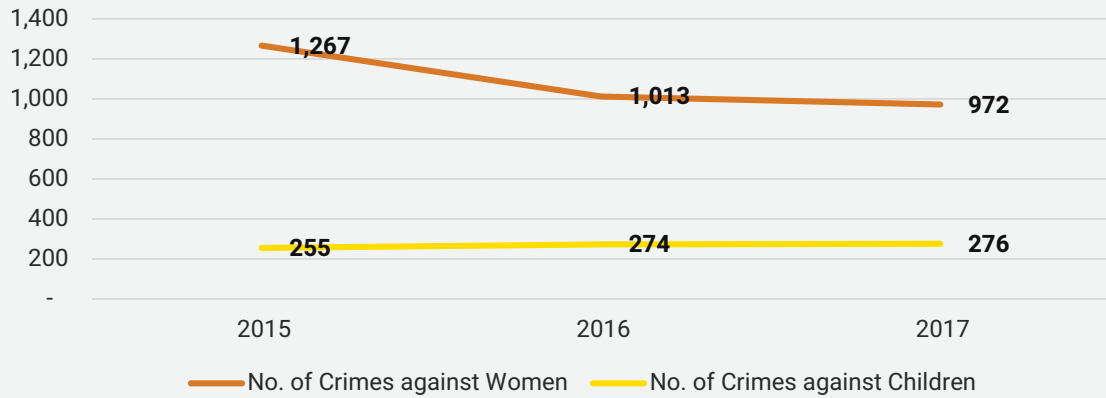
Source: National Crime Records Bureau, Ministry of Home Affairs, Govt. of India



Note: No information signifies that no fund was allocated under that particular ministry


# Tripura

## Crime Against Women and Children in Last Three Years

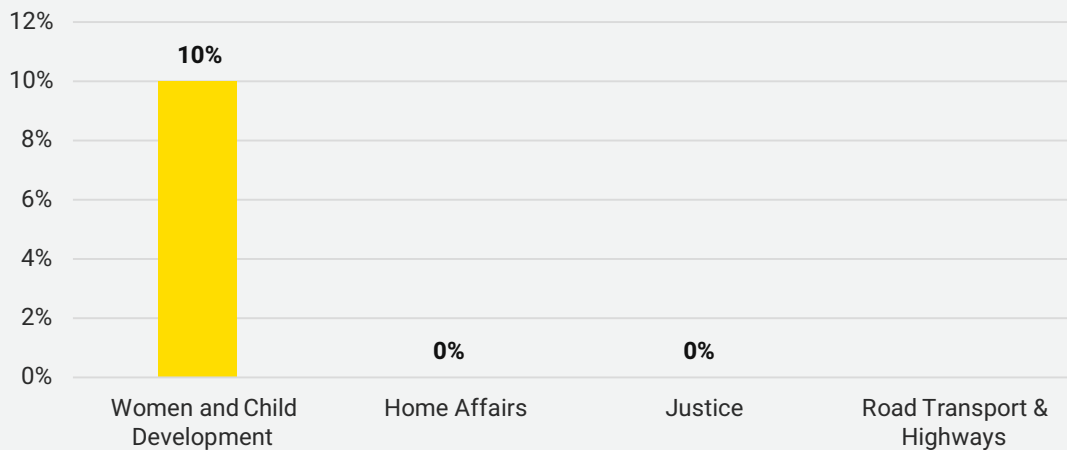


Source: National Crime Records Bureau, Ministry of Home Affairs, Govt. of India

## Funds Utilisation against Release (In Lakhs)

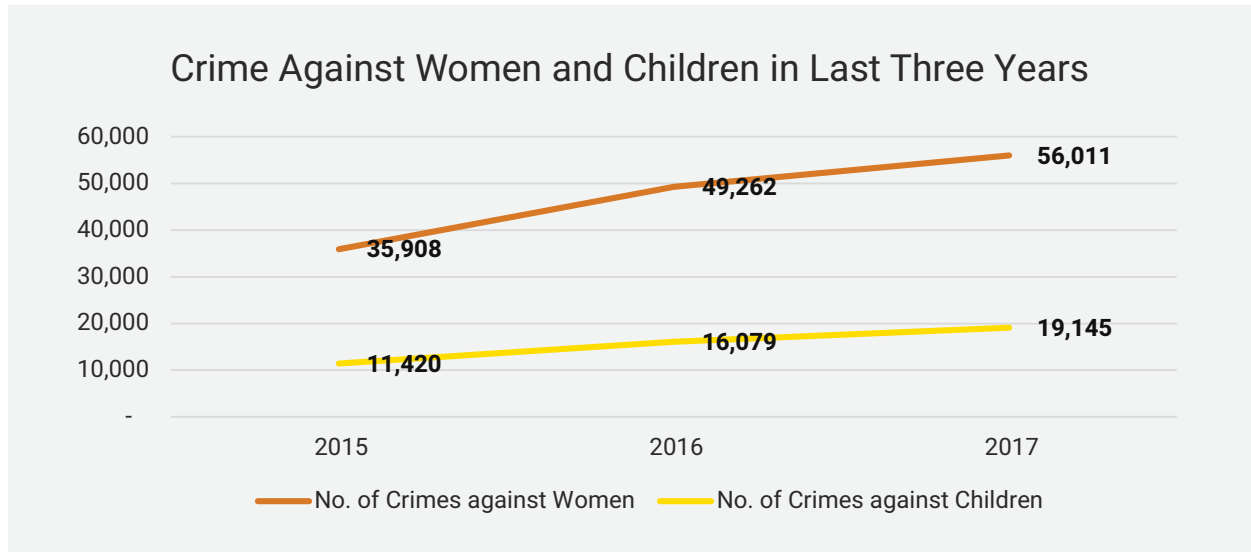


## Funds Utilisation against Funds Released by Ministry

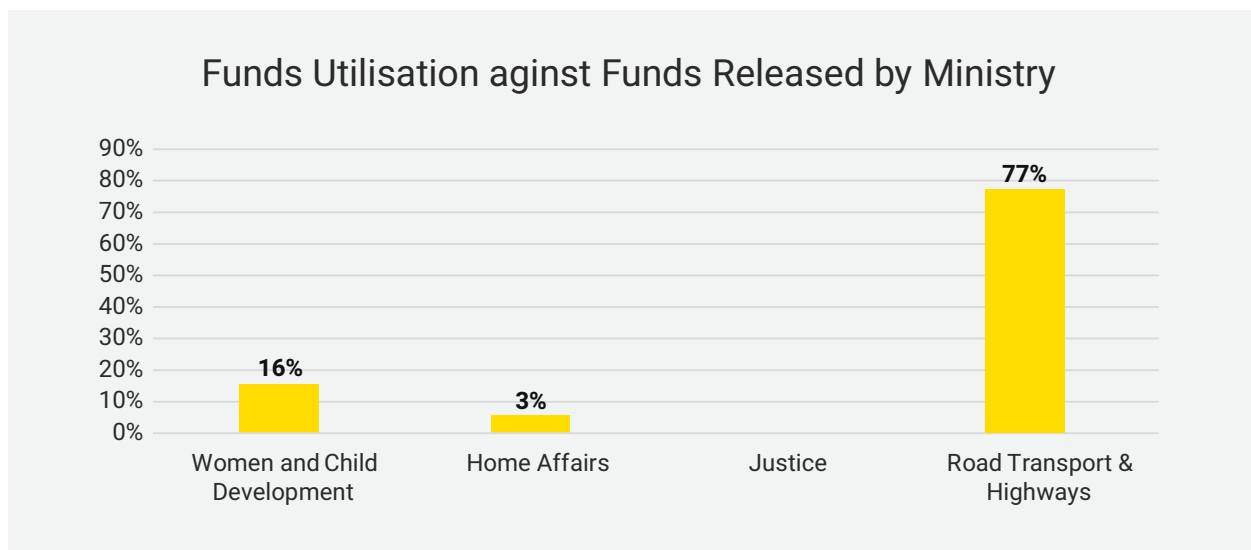
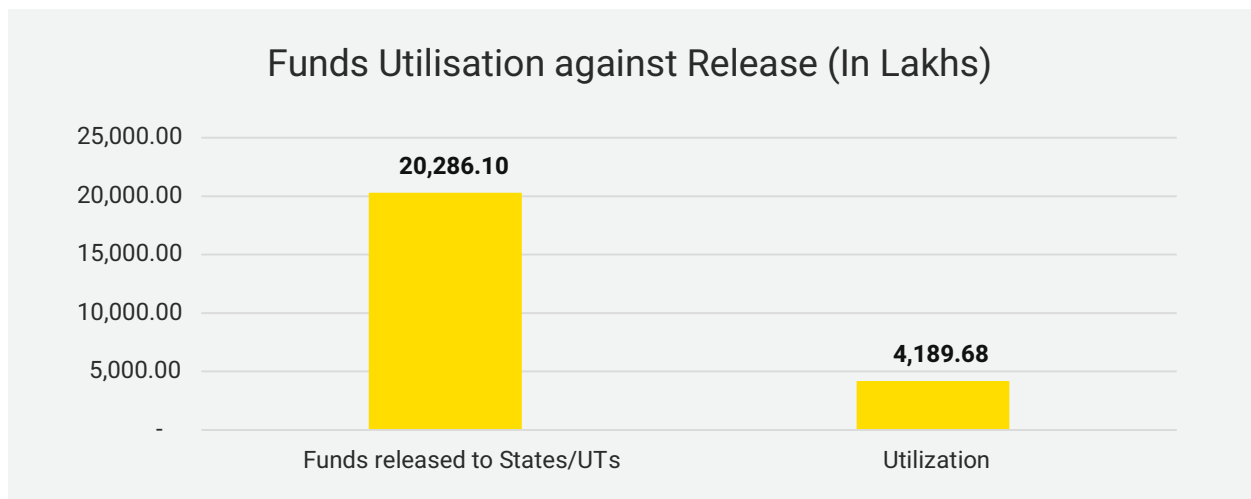


Note: No information signifies that no fund was allocated under that particular ministry

# Uttar Pradesh

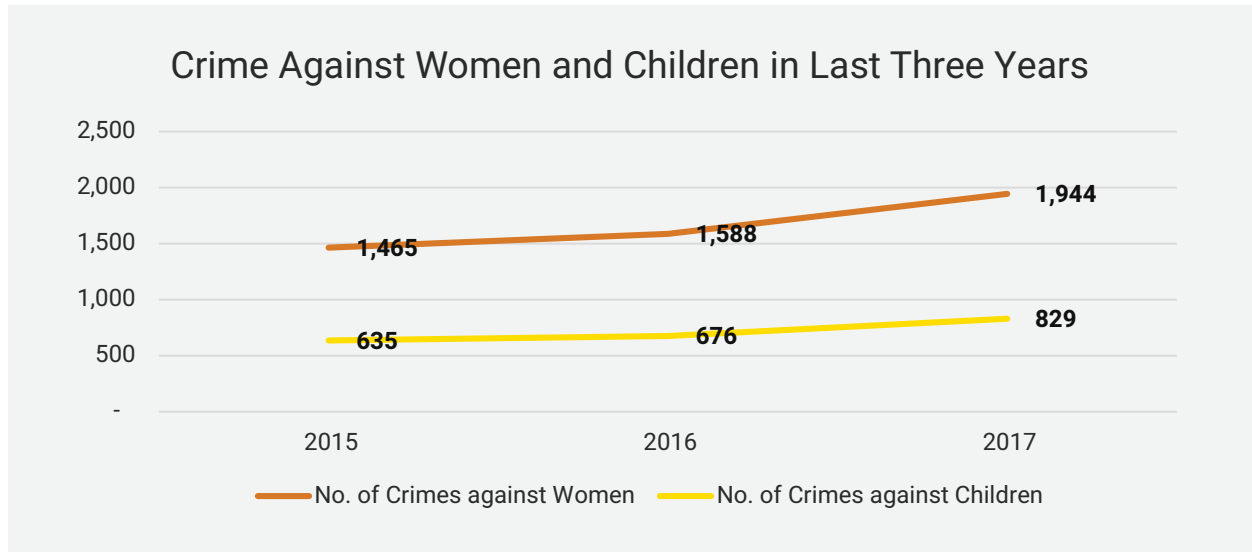


Source: National Crime Records Bureau, Ministry of Home Affairs, Govt. of India

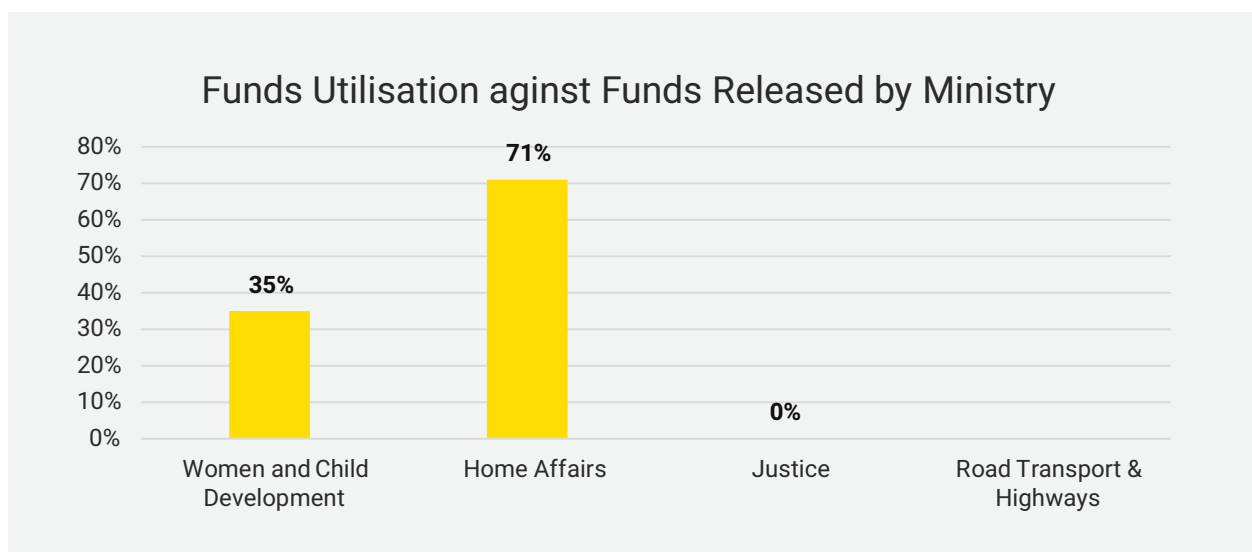
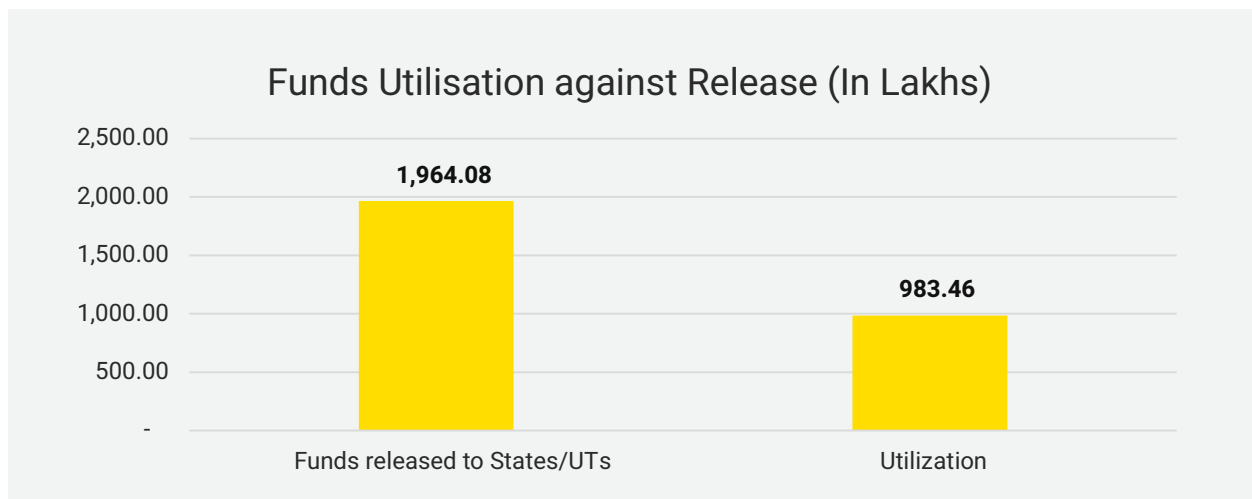


Note: No information signifies that no fund was allocated under that particular ministry

# Uttarakhand



Source: National Crime Records Bureau, Ministry of Home Affairs, Govt. of India

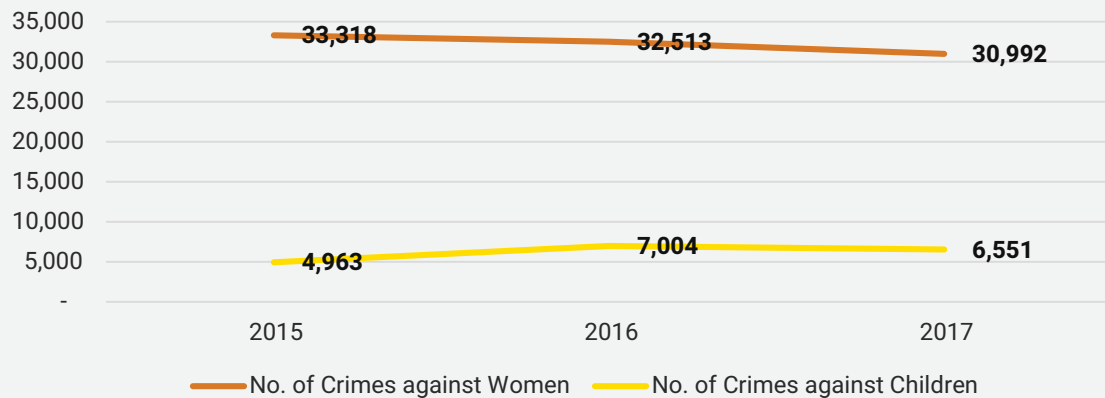


Note: No information signifies that no fund was allocated under that particular ministry




# West Bengal

### Crime Against Women and Children in Last Three Years

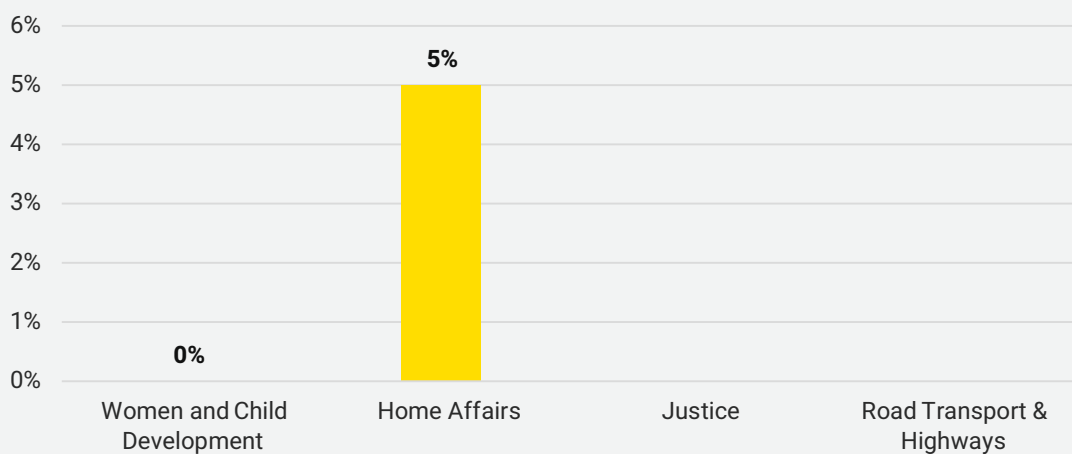


Source: National Crime Records Bureau, Ministry of Home Affairs, Govt. of India

### Funds Utilisation against Release (In Lakhs)



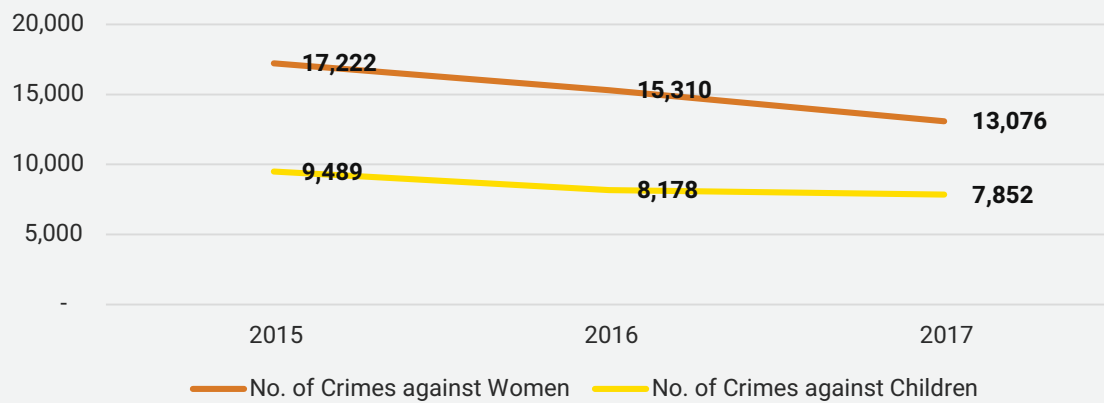
### Funds Utilisation against Funds Released by Ministry



Note: No information signifies that no fund was allocated under that particular ministry

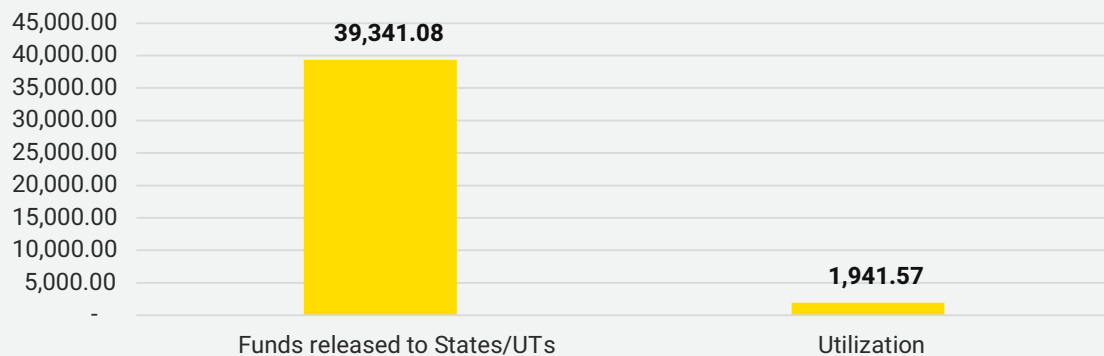
# Delhi

## Crime Against Women and Children in Last Three Years

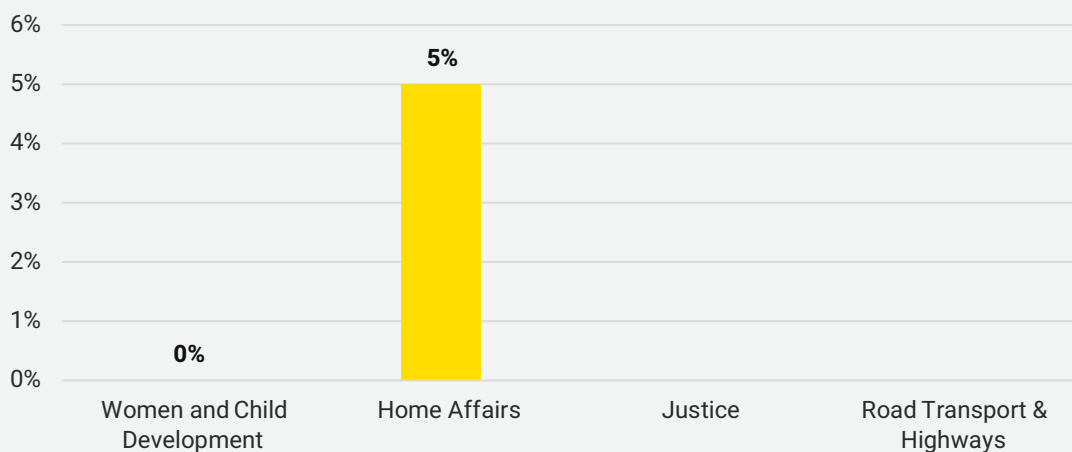


Source: National Crime Records Bureau, Ministry of Home Affairs, Govt. of India

## Funds Utilisation against Release (In Lakhs)



## Funds Utilisation against Funds Released by Ministry



Note: No information signifies that no fund was allocated under that particular ministry

# Annexure

GOVERNMENT OF INDIA  
MINISTRY OF WOMEN AND CHILD DEVELOPMENT

**LOK SABHA**  
**UNSTARRED QUESTION NO 1903**  
TO BE ANSWERED ON 29.11.2019

**NIRBHAYA FUND**

1903. MS. MALA ROY:  
DR. KALANIDHI VEERASWAMY:  
SHRI A. RAJA:  
SHRI ADHIR RANJAN CHOWDHURY:  
SHRI VINCENT H. PALA:  
SHRI RAMALINGAM S.:

Will the Minister of WOMEN AND CHILD DEVELOPMENT be pleased to state:

- (a) the features of Nirbhaya Fund Scheme;
- (b) the details of the funds sanctioned, allocated and utilized under this scheme, State/UT-wise including Tamil Nadu;
- (c) the details of the compensation being provided under this scheme during the above said period, State/UT-wise including Tamil Nadu;
- (d) whether the Government has received any proposal from some of the States including Tamil Nadu to operationalise women help centre under this fund in all police stations across the country especially in rural areas;
- (e) if so, the details thereof along with the funds sanctioned and action taken by the Government in this regard; and
- (f) whether any State has utilised the funds released for the cyber crime against women and children scheme and if so, the details thereof?

**ANSWER**

MINISTER OF WOMEN AND CHILD DEVELOPMENT  
(SHRIMATI SMRITI ZUBIN IRANI)

- (a) Government of India has set up a dedicated fund called Nirbhaya Fund for implementation of initiatives aimed at enhancing the safety and security of women in the country. Under the Nirbhaya Fund, the proposed projects should have the features like direct impact on safety and security concerns of women, optimum use of existing infrastructure, innovative use of technology, no duplication of existing government schemes/ programmes, provision for real time intervention as far as possible. strict privacy and confidentiality of women's identity and information, defined monitoring mechanism etc. The Central Ministries/ Departments, States/UTs, Autonomous and other Government Bodies can submit proposals as per the prescribed procedure. As per the guidelines issued by Ministry of Finance, Ministry of Women and Child Development is the nodal authority for appraisal of the schemes/ proposals received under Nirbhaya Fund. An Empowered Committee of officers (EC) under the Chairpersonship of Secretary, Ministry of Women and Child Development has been set up for appraising various schemes/ projects proposed to be funded from the Nirbhaya Fund.
- (b) to (e) The States/UTs-wise details (which includes Tamil Nadu) of funds sanctioned/ allocated and utilized for the projects being implemented by various Ministries/ Departments out of Nirbhaya Fund are at Annexure-I.  
The Empowered Committee in this Ministry in its meeting held on 22.10.2019 has appraised a project of Ministry of Home Affairs under Nirbhaya Fund for setting up/ strengthening of Women Help Desks in Police Stations in States/UTs at a cost of Rs. 100.00 crore.
- (f) States/UTs-wise utilization of funds released for Cyber Crime Prevention against Women & Children (CCPWC) Scheme are at Annexure-II.

\*\*\*\*\*

**Annexure-I**

Annexure referred to in reply to part (b) & (c) of Lok Sabha Un-starred Question No. 1903 for answer on 29.11.219 regarding Nirbhaya Fund raised by Ms. Mala Roy, Dr. Kalanidhiveeraswamy, Shri A. Raja, Shri AdhirRanjan Chowdhury, Shri Vincent H. Pala and Shri Ramalingam S.

**Ministry of Home Affairs**

State/UT-wise details of the total funds sanctioned/allocated & utilized for Nirbhaya funded Projects.

(In Rs. Lakh)

Sl. No.	State/UT	Total funds sanctioned/allocated to States/UTs	Utilization Certificate Received *
1	ANDHRA PRADESH	2085.00	814.01
2	ARUNACHAL PRADESH	768.86	224.03
3	ASSAM	2072.63	305.06
4	BIHAR	2258.60	702.00
5	CHHATTISGARH	1687.41	745.31
6	GOA	776.59	221.00
7	GUJARAT	7004.31	118.50
8	HARYANA	1671.87	606.00
9	HIMACHAL PRADESH	1147.37	291.54
10	JAMMU & KASHMIR	1256.02	324.53
11	JHARKHAND	1569.81	405.33
12	KARNATAKA	19172.09	1362.00
13	KERALA	1971.77	472.00
14	MADHYA PRADESH	4316.96	639.50
15	MAHARASHTRA	14940.06	0
16	MANIPUR	878.78	0
17	MEGHALAYA	675.39	0
18	MIZORAM	883.57	543.68
19	NAGALAND	689.55	357.84
20	ODISHA	2270.53	58.00
21	PUNJAB	2047.08	300.00
22	RAJASTHAN	3373.2	1011.00
23	SIKKIM	613.33	0
24	TELENGANA	10351.88	419.00
25	TAMIL NADU	19068.36	600.00
26	TRIPURA	766.59	0
27	UTTAR PRADESH	11939.85	393.00
28	UTTARAKHAND	953.27	679.41
29	WEST BENGAL	7570.80	392.73
30	A & N ISLANDS	653.08	147.05
31	CHANDIGARH	746.02	260.83
32	D & N HAVELI	420.00	158.00
33	DAMAN & DIU	420.00	0
34	DELHI (UT)	39090.12	1941.57
35	LAKSHADWEEP	614.71	76.93
36	PUDUCHERRY	496.16	128.55

\*The CVCF has been released as one-time grant to States/UTs to support and supplement the Victim Compensation schemes in respective States/UTs and expenditure from this fund is allowed to States/UTs after consuming non-budgetary resource with them. The utilization certificate in respect of Safe City projects and Strengthening of State Forensic Laboratory are not due.

### **Ministry of Road Transport & Highways**

State/UT-wise details of the total funds sanctioned/allocated & utilized for Nirbhaya funded Projects.

(In Rs. Lakh)

Sl. No.	State/UT	Funds released to States/UTs	Utilization
1	ANDHRA PRADESH	5864.00	0.00
2	UTTAR PRADESH	4020.00	3110.00
3	KARNATAKA	3364.00	220.00

### **Department of Justice**

State/UT-wise details of the total funds sanctioned/allocated & utilized for Nirbhaya funded Projects.

(In Rs. Lakh)

Sl. No.	State/UT	Funds released to States/UTs	Amount utilized
1.	JHARKHAND	495.00	0.00
2.	KARNATAKA	697.50	0.00
3.	KERALA	630.00	0.00
4.	MADHYA PRADESH	1507.50	0.00
5.	MAHARASHTRA	3105.00	0.00
6.	MANIPUR	67.50	0.00
7.	NAGALAND	33.75	0.00
8.	ODISHA	540.00	0.00
9.	RAJASTHAN	585.00	0.00
10.	TRIPURA	101.25	0.00
11.	UTTARAKHAND	135.00	0.00

### **Ministry of Women and Child Development**

1. **Mahila Police Volunteer Scheme** - under the Scheme on proposals of 12 States have been submitted and approved. The details of fund released and utilized in respect of those 12 States are as under:

(In Rs. Lakh)

Sl. No	State	Funds released to States/UTs	Amount utilized
1	Andaman and Nicobar Islands	0.00	0.00
2	Andhra Pradesh	521.39	75.82
3	Chattishgarh	715.55	152.78
4	Gujarat	76.20	41.65
5	Haryana	77.52	88.45
6	Jharkhand	2.64	0.00
7	Karnataka	56.13	0.00
8	Madhya Pradesh	30.18	0.00
9	Mizoram	35.85	0.00
10	Nagaland	9.40	0.00
11	Tripura	30.16	0.00
12	Uttrakhand	68.82	0.00

## 2. One Stop Centre Scheme (OSC)

(In Rs. Lakh)

Sl. No	State	Funds released to States/UTs	Amount utilized
1	Andaman and Nicobar Islands	96.28	38.95
2	Andhra Pradesh	1167.98	430.47
3	Arunachal Pradesh	981.85	94.37
4	Assam	1408.23	122.79
5	Bihar	1187.90	0.00
6	Chandigarh	37.50	6.99
7	Chattishgarh	2017.19	928.67
8	Dadra and Nagra Haveli	87.33	35.22
9	Daman & Diu	89.18	8.08
10	Delhi	201.18	0.00
11	Goa	96.07	12.11
12	Gujarat	1246.51	56.89
13	Haryana	1011.31	189.09
14	Himachal Pradesh	310.96	15.00
15	Jammu and Kashmir	402.29	48.69
16	Jharkhand	1078.85	48.43
17	Karnataka	1205.41	0.00
18	Kerala	468.86	41.00
19	Lakshdweep	0.00	0.00
20	Madhya Pradesh	2797.60	590.73
21	Maharashtra	1446.54	19.41
22	Manipur	590.45	12.89
23	Meghalaya	436.93	58.17
24	Mizoram	416.75	64.63
25	Nagaland	693.28	211.73
26	Odisha	1038.82	54.46
27	Puducherry	104.08	0.00
28	Punjab	1185.37	65.62
29	Rajasthan	1078.37	171.86
30	Sikkim	132.06	38.90
31	Tamil Nadu	1672.64	45.88
32	Telangana	1396.91	138.07
33	Tripura	374.91	44.66
34	Uttar Pradesh	4088.39	540.02
35	Uttarakhand	566.69	164.31
36	West Bengal	0.00	0.00

### 3. Universalisation of Women Helpline Scheme

(In Rs. Lakh)

SI.No	State	Funds released to States/UTs	Amount utilized
1	Andaman and Nicobar Islands	102.03	0.13
2	Andhra Pradesh	146.26	106.50
3	Arunachal Pradesh	224.64	167.84
4	Assam	112.63	78.55
5	Bihar	202.21	133.36
6	Chandigarh	199.16	132.80
7	Chattishgarh	272.57	204.41
8	Dadra and Nagra Haveli	0.00	0.00
9	Daman & Diu	85.16	20.64
10	Delhi	49.78	0.00
11	Goa	27.90	0.00
12	Gujarat	377.40	241.50
13	Haryana	51.58	7.11
14	Himachal Pradesh	49.70	0.00
15	Jammu and Kashmir	119.49	51.33
16	Jharkhand	34.54	0.23
17	Karnataka	62.70	0.00
18	Kerala	174.96	106.79
19	Lakshdweep	0.00	0.00
20	Madhya Pradesh	62.70	0.00
21	Maharashtra	62.70	0.00
22	Manipur	49.70	49.70
23	Meghalaya	116.48	49.70
24	Mizoram	255.56	187.40
25	Nagaland	257.39	189.23
26	Odisha	191.76	140.64
27	Puducherry	51.08	0.00
28	Punjab	90.13	28.86
29	Rajasthan	109.20	0.00
30	Sikkim	115.14	47.25
31	Tamil Nadu	155.70	62.70
32	Telangana	157.25	123.17
33	Tripura	49.70	0.00
34	Uttar Pradesh	237.86	146.66
35	Uttrakhand	207.90	139.74
36	West Bengal	62.70	0.00

### 4. Other States/UTs projects

(inRs.lakh)

SI. No.	State/UT	Funds released to States/UTs	Utilization
1	MADHYA PRADESH	104.70	0.00
2	NAGALAND	255.60	0.00
3	RAJASTHAN	470.97	108.89
4	UTTARAKHAND	32.40	0.00



**Annexure-II**

Annexure referred to in reply to part (f) of Lok Sabha Un-starred Question No. 1903 for answer on 29.11.219 regarding Nirbhaya Fund raised by Ms. Mala Roy, Dr. Kalanidhiveera swamy, Shri A. Raja, Shri Adhir Ranjan Chowdhury, Shri Vincent H. Pala and Shri Ramalingam S.

States which have utilized funds in respect of CCPWC Scheme

(in Rs. Lakh)

Sl. No.	State/UT	Funds utilized
1	HARYANA	231.00
2	HIMACHAL PRADESH	147.00
3	KARNATAKA	282.00
4	KERALA	135.00
5	MADHYA PRADESH	156.00
6	MIZORAM	111.00
7	NAGALAND	148.00
8	ODISHA	58.00
9	TELENGANA	394.00
10	UTTAR PRADESH	393.00
11	UTTARAKHAND	147.00

\*\*\*\*\*





KAILASH SATYARTHI CHILDREN'S FOUNDATION

 @KSCFIndia

 /KSCFIndia

 /KSCFIndia

 info@satyarthi.org