



Vision 2030

**PLANNING DEPARTMENT,
GOVERNMENT OF MAHARASHTRA**



Vision 2030

**PLANNING DEPARTMENT,
GOVERNMENT OF MAHARASHTRA**



Index

Overview of the State í .. 01

Demographic Profile í .. 03

State Economy í . 04

Key Challenges í ... 08

Way forward í . 13

Core five pillars (themes) of Vision 2030 í 15

Vision Statement & Components í ... 17

Agriculture & Allied activities

Current Scenario í 21

Vision Elements and Targets í . 26

Action Points í . 30

Industry & Services

Current Scenario í . 47

Vision Elements and Targets í .. 50

Action Points í ... 52

Infrastructure

Current Scenario í .. 62

Vision Elements and Targets í ... 65

Action Points í . 68

Social Sectors

Current Scenario ..í . 74

Vision Elements and Targets í 84

Action Points í 92

Governance

Current Scenario í 113

Vision Elements and Targets í 117

Action Points í 123

Environment

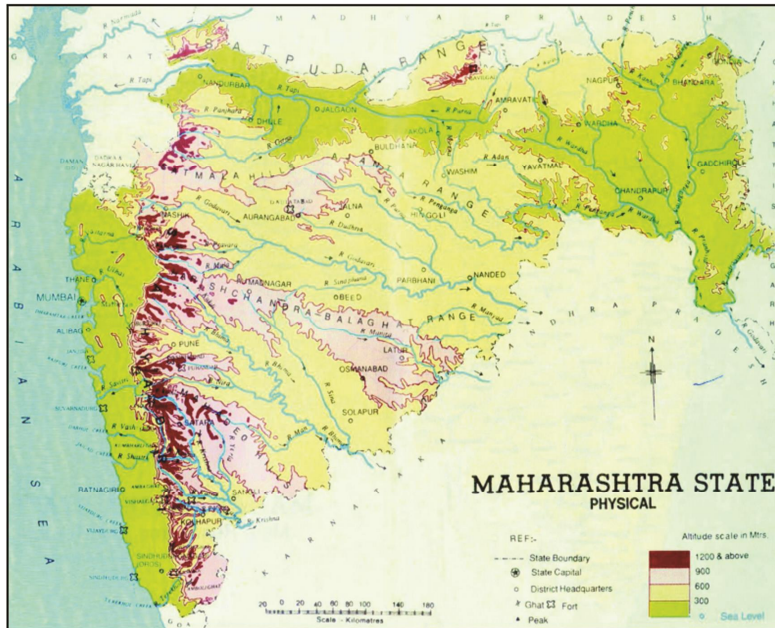
Current Scenario í 128

Vision Elements and Targets í 129

Action Points í 130

Implementation Strategyí .. 131

Overview of the State





OVERVIEW OF THE STATE

Maharashtra occupies the western and central part of the country and has a long coastline stretching nearly 720 km along the Arabian Sea. The Sahyadri mountain ranges provide a natural backbone to the State on the west, while the Satpuda hills along the north and Bhamragad-Chiroli-Gaikhuri ranges on the east serve as its natural borders. The State is surrounded by Gujarat to the North West, Madhya Pradesh to the North, Chhattisgarh to the East, Telangana to the South East, Karnataka to the South and Goa to the South West.

The State enjoys tropical monsoon climate. The hot scorching summer from March onwards is normally followed by monsoon in early June. The rich green cover of the monsoon season persists during the mild winter that follows through an unpleasant October transition. The seasonal rains from the western sea-clouds are very heavy and the rainfall is over 400 cm on the Sahyadrian crests. The Konkan on the windward side is endowed with heavy rainfall, declining northwards. East of the Sahyadri, the rainfall diminishes to a meagre 70 cm in the western plateau districts. The rains slightly increase eastwards in the Marathwada and Vidarbha regions.

Maharashtra is the second largest state in India in terms of population and has geographical area about 3.08 lakh sq. km. The State has 36 districts which are functioning under six revenue divisions viz. Konkan, Pune, Nashik, Aurangabad, Amravati and Nagpur, with effective machinery for planning at the district level. For local self-governance in rural areas, there are 34 Zilla Parishads, 351 Panchayat Samitis and 27,920 Gram Panchayats. The urban areas are governed through 26 Municipal Corporations, 230 Municipal Councils, 111 Nagar Panchayats and seven Cantonment Boards.

Mumbai, the capital of Maharashtra and the financial capital of India, houses the headquarters of most of the major corporate & financial institutions. India's main stock exchanges & capital market and commodity exchanges are located in Mumbai.



The State has 233 lakh ha of land under cultivation and area under forest is 52.0 lakh ha. Many irrigation projects are being implemented to improve irrigation. A watershed development programme is being implemented to ensure that soil and water conservation measures are implemented speedily in the un-irrigated area.

The *Jalyukta Shivar Abhiyaan* has been launched to make Maharashtra a drought-free state by 2019 and every year 5,000 villages are targeted to make them free of water scarcity.

Animal husbandry is an important agriculture related activity. The State's share in livestock and poultry population in India is about 6.3 per cent and 10.7 per cent respectively.

Maharashtra is one of the highly industrialised states and is a major IT growth centre. It is pioneer in Small Scale Industries and continues to attract industrial investments from both, domestic as well as foreign institutions.

The State has given importance to primary education, which has resulted in consistent improvement in literacy rate. The literacy rate of the State is 82.3 per cent against 73.0 per cent at All-India level as per the Population Census 2011. Free education upto XIIth class is provided to girls studying in Government aided schools. Excellent higher educational institutions in the fields of engineering, medical and management are located here.

As per India Human Development Report 2011, India's Human Development Index is 0.467 whereas; it is 0.572 for the State.

The State has well spread road network of 2.99 lakh km (maintained by Public Works Department and Zilla Parishads). All weather roads and fair weather roads connect about 99 per cent villages. The surface transport facilities and connectivity with sea ports and airports have resulted in good transport system.

The State is well known for its administrative acumen and innovative ideas. It is first to implement Women Policy and engendering the budget by establishing separate Women & Child Development department. It is pioneer in implementing its Employment Guarantee Scheme which is replicated by the Government of India.

Maharashtra is not just a geographical expression but an entity built on collective efforts of its people. Natural as well as cultural diversities have helped in the development of a unique Marathi culture. It has its own spiritual dimension and known as *Land of Saints*. It has produced many renowned personalities covering almost every aspect of human development. The State has sizable contribution in sports, arts, literature and social services.

Monuments such as Ajanta, Ellora & Elephanta caves, Gateway of India and architectural structures like Viharas & Chaityas, Forts and pilgrimage places attract tourists from all over the world. In addition to this, for eco-tourism there are six National Parks, 48 Wild Life Sanctuaries and four conservation reserves in the State. The world famous film industry, popularly known as Bollywood is located in the State.

Demographic Profile

According to Population Census 2011, population of the State is 11.24 crore which constitutes 9.3 per cent population of India and it ranks second after Uttar Pradesh in terms of population. The proportion of urban population is 45.2 per cent in 2011 as against 42.4 per cent in 2001. About 63 per cent of the State population belongs to working age group (15-59 years). State has observed overall improvement of seven points in sex ratio from 922 in 2001 to 929 in 2011. Sex ratio in rural areas of the State has decreased from 960 in 2001 to 952 in 2011, whereas it has increased in urban areas from 873 to 903 during the same period. Literacy rate of the State has increased from 76.9 per cent in 2001 to 82.3 per cent in 2011.

State Economy

As per advance estimates, GSDP for 2016-17 at constant (2011-12) prices is expected to be ₹ 18,15,498 crore. The Agriculture & Allied activities sector is expected to grow at 12.5 per cent while, Industry and Services sectors are expected to grow at 6.7 per cent and 10.8 per cent respectively over the previous year. As per the first revised estimates, GSDP at constant (2011-12) prices is ₹16,59,776 crore during 2015-16, as against ₹ 15,30,211 crore in 2014-15, showing an increase of 8.5 per cent. GSDP at current prices during 2015-16 is ₹ 20,01,223 crore. Net State Domestic Product (State Income), as per the first revised estimates, is ₹ 17,48,771 crore and Per Capita State Income is ₹ 1,47,399 during 2015-16.

As per advance estimates, the Nominal GSDP i.e. GSDP at current prices is expected to be ₹ 22,67,789 crore during 2016-17. During 2011-12, it was ₹ 12,75,948 crore.

As per advance estimates, the Real GSDP is expected to grow at 9.4 per cent during 2016-17. However, the year-on-year average growth in Real GSDP is estimated at 7.3 per cent over 2011-12 to 2016-17.

The Per Capita Income has increased from ₹ 99,173 during 2011-12 to ₹ 1,64,757 during 2016-17 (advance estimates).

On an average, yearly increase in the Per Capita Income over previous year is nearly 10 per cent.

Economic growth targets to be achieved by 2030

- Agriculture & Allied activities Sector : > 5 per cent
- Industry Sector : > 12 per cent
- Services Sector : 15 per cent
- Total GSDP : 12 per cent
- Per Capita Income : ₹ 6 lakh

Gross Value Added at Basic prices by Industry of origin

(₹ crore)

Sectors	2011-12@	2012-13@	2013-14@	2014-15++	2015-16+	2016-17\$
Agriculture and allied activities	1,47,526	1,59,856	1,91,670	1,78,717	1,81,408	2,08,668
Crops	99,429	1,05,234	1,34,020	1,14,733	1,11,424	1,39,968
Livestock	28,557	32,826	35,171	39,857	46,329	43,530
Forestry and Logging	16,601	18,280	18,626	19,375	18,927	19,782
Fishing and aquaculture	2,939	3,516	3,852	4,751	4,728	5,387
Industry	4,07,961	4,52,173	5,02,371	5,32,735	5,72,541	6,27,108
Mining and Quarrying	56,493	59,023	48,313	53,764	55,418	53,107
Manufacturing	2,46,032	2,82,032	3,24,237	3,48,330	3,75,813	4,18,015
Electricity, Gas, Water Supply and Other Utility services	26,806	29,249	40,323	37,740	44,276	53,022
Construction	78,630	81,869	89,497	92,902	97,033	1,02,964
Services Sector	5,84,510	6,77,995	7,71,323	8,71,317	10,00,148	11,47,157
Trade, Repair, Hotels & Restaurants, Transport, Storage, Communication & Services related to broadcasting	1,70,109	2,02,646	2,16,966	2,39,671	2,69,975	3,03,194
Real Estate, Ownership of dwellings and Professional Services	1,90,870	2,24,570	2,65,812	3,11,628	3,72,306	4,41,691
Financial Services	1,17,836	1,29,091	1,49,730	1,63,703	1,75,715	1,94,257
Public Administration, Defence & Other Services	1,05,694	1,21,689	1,38,816	1,56,315	1,82,151	2,08,014
Total GSVA	11,39,997	12,90,025	14,65,364	15,82,770	17,54,097	19,82,933
Taxes on Product	1,62,085	1,98,304	2,16,322	2,29,081	2,82,764	3,22,233
Less subsidies on products	26,134	33,717	35,643	38,107	35,638	37,377
GSDP	12,75,948	14,54,612	16,46,043	17,737,44	20,01,223	22,67,789

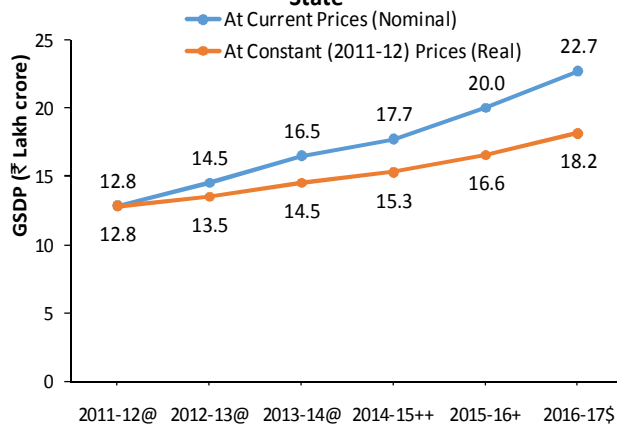
@ Preliminary

+ First revised estimates

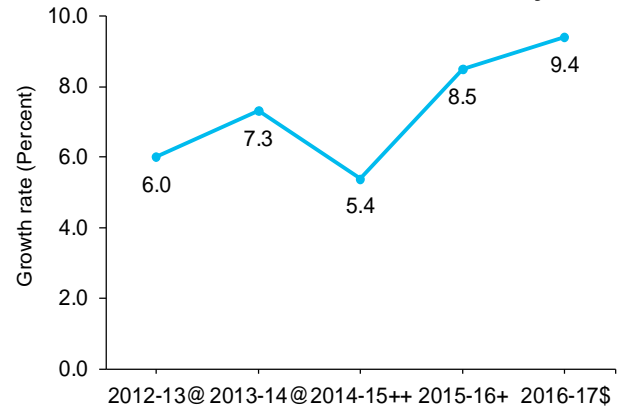
++ Second revised estimates

\$ Advance estimates

Gross State Domestic Product (GSDP) of the State



Growth rate of the State economy



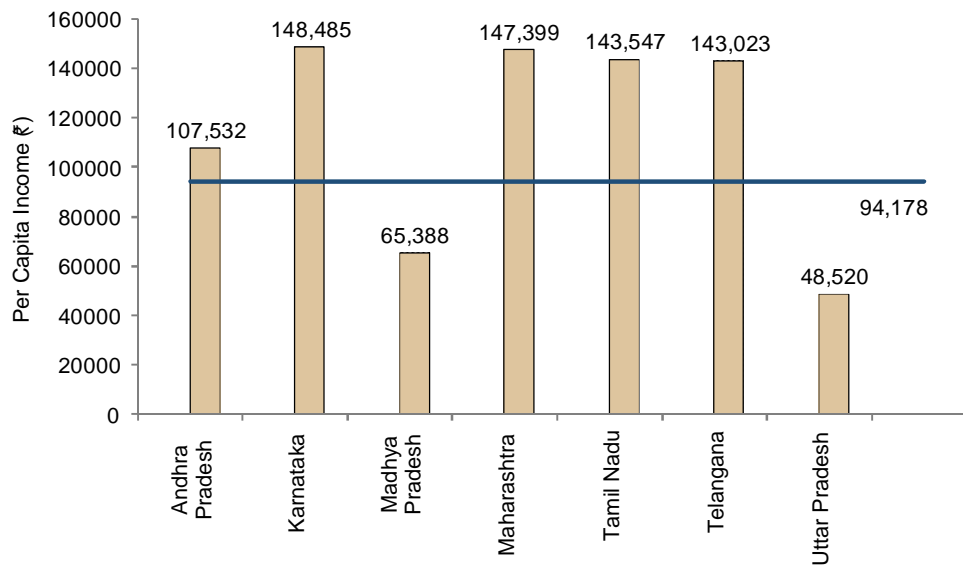
@ Preliminary estimates

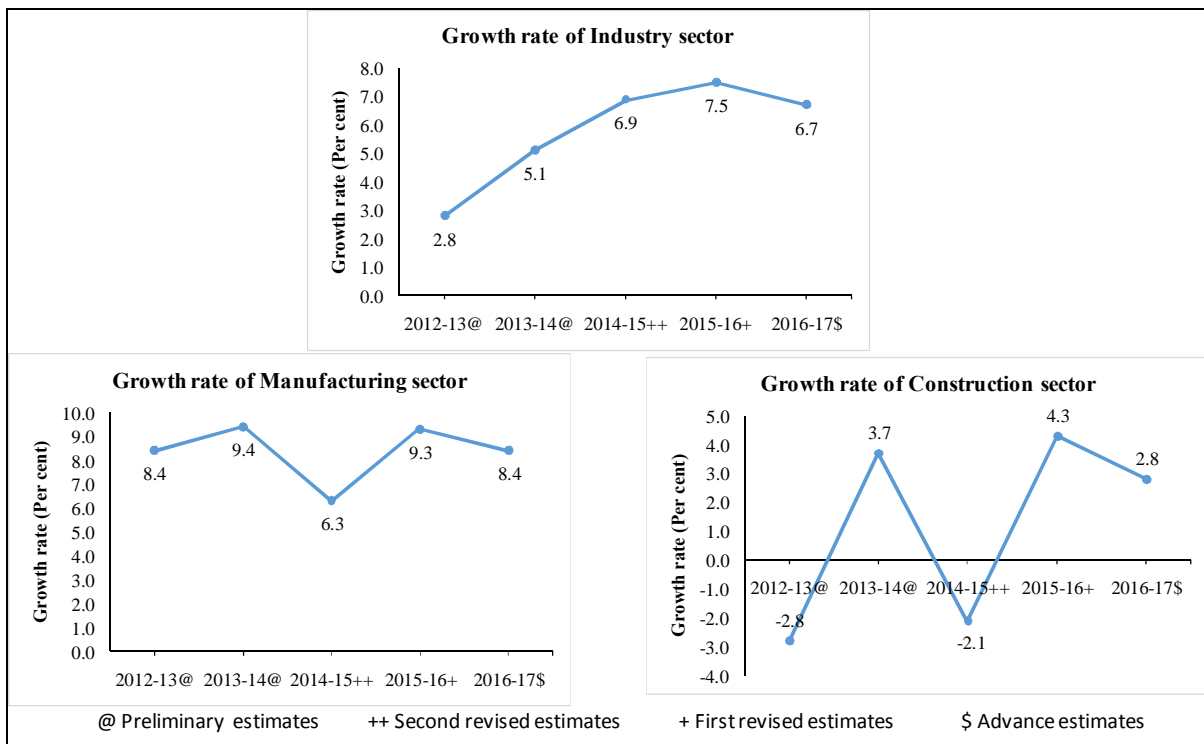
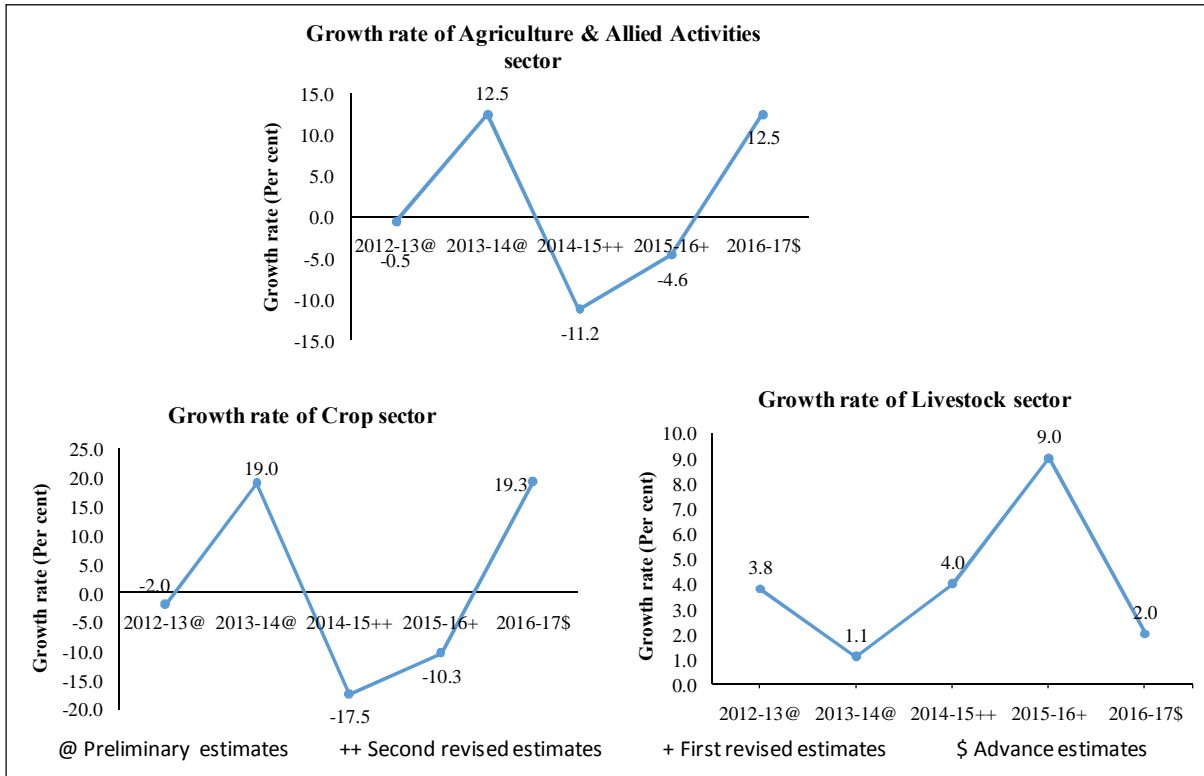
++ Second revised estimates

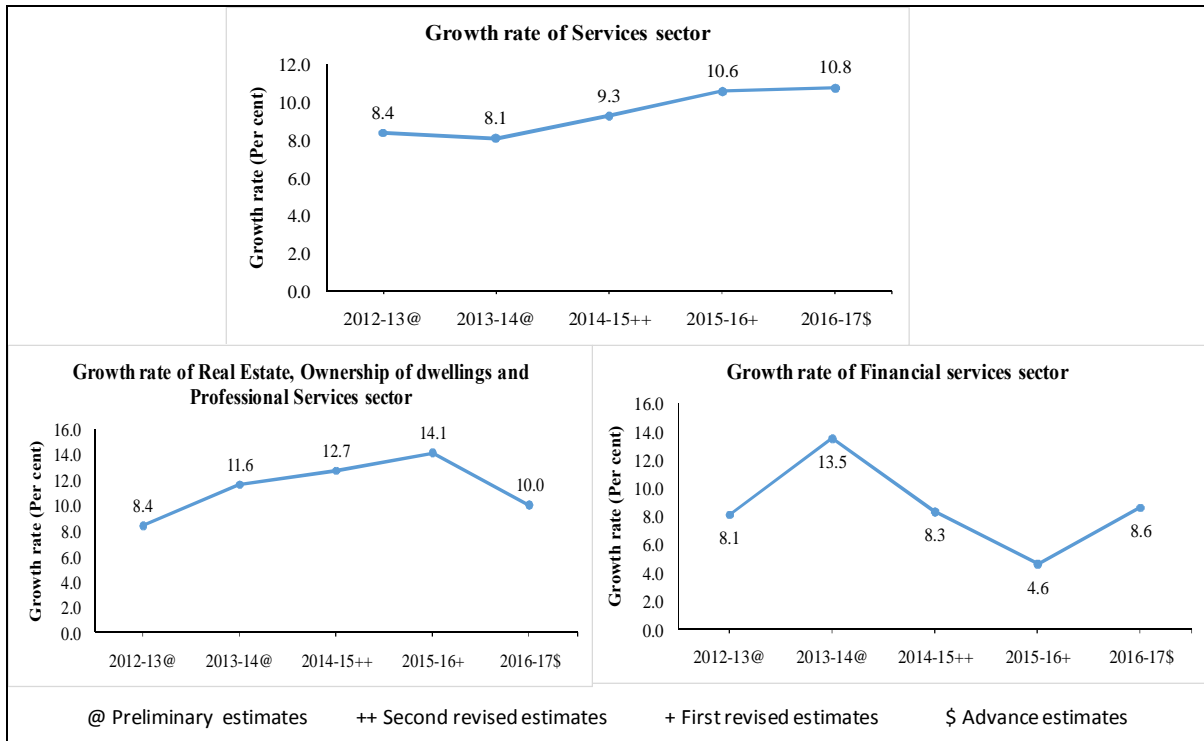
+ First revised estimates

\$ Advance estimates

Per capita income (2015-16) of selected states







Key Challenges

Although Maharashtra is one of the affluent states in India, it is facing several challenges as well. Some of the major challenges faced by the State are highlighted below.

Agriculture & allied activities sector continues to carry a major share of burden of the population as well as work-force and therefore, continue to play an important role in the economy of the State. However, it contributes only 11.8 per cent to GSDP. The crop production in the State is mainly dependent on weather conditions thereby creating economic uncertainties for farmers.

During last decade, the rainfall pattern underwent unfavourable changes. The rainfall was inadequate and also the distribution of rainfall experienced shift in temporal distribution. This affected the productivity of major crops, which reflected in Y-o-Y fluctuations in growth. During last decade, Y-o-Y growth was negative for nearly 6 years. As a consequence, the overall growth rate of agricultural income was

zero or even negative. Drought was officially declared in 28,000 villages in 2015-16. Land resources are critical for agriculture and current scenario indicate continuous process of degradation and declining soil quality with overall impact on loss of productivity and high production cost. At the same time, there are insufficient grain storage and food processing units in the State.

The State has only 17 per cent forest cover and 20 percent green cover (vegetation), as compared to the norm of about 33 per cent forest cover, which poses a serious challenge. At the same time, environmental decay is posing altogether a different challenge.

The pace of urbanisation is very high, due to which urban infrastructure facilities are overburdened. Large scale migration to urban areas in the State leads to overcrowding, unemployment, etc. Overcrowding in urban areas creates tremendous pressure on housing, public transport, health services, education, drinking water and sanitation. Public transport systems in cities are unable to keep pace with the rapid and substantial increases in demand over the past few years. As a result, people have turned towards private mode of transport such as two-wheelers and four-wheelers. Cities cannot afford to cater only to the private vehicles and there has been general recognition of the need to reduce travel by private modes and boost public transport system. Overcrowding is also leading to the slums and squatter settlements which is a prominent feature in the ecological structure of cities, especially municipal corporation areas.

Per capita water availability is declining due to increasing population, insufficient rains, rising multi-sectoral water demand for irrigation, industries and domestic purposes. In order to bridge the gap between water availability and demand there is an urgent need for improving the water-use efficiency of completed projects. Problem of non-availability of drinking water still persists in rural areas in post monsoon period.

Industry and services sector establishments are mainly concentrated in Mumbai, Thane, Pune and Nagpur belt. Uneven distribution of establishments has caused unbalanced growth.

Aggregate Technical & Commercial (AT & C) losses are to the tune of 20.2 per cent, which can be reduced by improving infrastructure. Also, the share of renewable energy sources in electricity generation is still meagre and needs thrust to improve further.

As per India Human Development Report 2011, Maharashtra ranks 6th across India, having Human Development Index (HDI) 0.572. As per Maharashtra Human Development Report 2012, HDI of the State is 0.752. The literacy rate is still 82.34 per cent. The State is facing another challenge of lower sex ratio (929 females per 1000 males). Further, this challenge gets aggravated in case of children in the age group 0-6 years (894 girls per 1000 boys).

Even though the State has achieved nearly 98 per cent in terms of enrolment in schools at primary level, the gender gap in enrolment is 5.75 per cent and there are nearly 75,000 children out-of-school in the State. The overall quality of education is also needs to be enhanced.

Although the State has sufficient number of Public Health Centres (PHC), the quality of health infrastructure needs to be further improved. As per the norms specified by Government of India, the doctor-population ratio should be 1:1000 whereas, the ratio in the State is 1:1418. The infant mortality rate is quite high (21 per thousand live births) which needs to be addressed on a priority basis. Combating incidences of malaria, tuberculosis and HIV/AIDS is a major challenge in providing public health services.

The State is carrying ₹ 4,13,044 (as verified from 2017-18 BE) crore debt stock which compel the State to divert large amount of revenue towards interest payment as well as repayment of the debt. Though, debt stock and fiscal deficit of the State are well within the limits and the State has not exceeded the borrowing limits for last several years, the provision required for the target achievement is going to put some burden on the financial status of the State.

Sectorwise major key challenges are as follows:

Economic

- High disparity in per capita gross value added among districts (Highest Mumbai (Rs.2,58,749) , lowest Nandurbar (Rs.66,110)

Agriculture & allied activities

- About 52 per cent population dependent on this sector which contributes 11.8 per cent to the State economy
- Small and fragmented land holdings (Average size 1.44 ha, which was 4.71 ha in 1971)

- Agriculture heavily dependent on rains; low productivity
- Irrigation potential utilised is 26.54 lakh ha (about 40.0 per cent of irrigation potential created)
- Making agriculture profitable or at least survivable
- Retaining local level employment in this sector
- Reducing the burden of population dependent on core agriculture, making a shift to allied activities
- Infrastructure gap in transport, storage and effective marketing chain, boosting agro-processing and R&D
- Traditional agriculture, lack of mechanization, R & D, Storage and marketing
- Untimely and inadequate finances
- Declining livestock population , inland fishing and stagnant marine fishing

Industry and Services

- Concentration of industries in few pockets
- High proposed industrial investment, actual implementation is 44 per cent
- Migration of industries to other states
- Cotton growing areas and textiles units at different locations
- Inadequate tourism infrastructure with connectivity

Infrastructure

- Hindrances in land acquisition for raising infrastructure
- Mismatch in growing demand and existing infrastructure
- Need for co-ordinated connectivity
- Inadequate infrastructure for water transport
- All district head quarters not covered by rail network
- Air transport facility available at selected places only
- To provide 24 x 7 electricity at affordable rate and to minimize AT & C losses
- Need for viable, affordable and adequate public transport system in cities

Social Sector

- High urbanization (45.2 %) & migration of population towards cities
- Decadal population growth (16.0 %)
- Child sex ratio much below at 894
- Illiterate population - 17.7 % & gender gap in literacy - 12.5 %
- Lack of control on communicable and non communicable diseases
- Inadequate health infrastructure (including physical and human resources)
- Need for providing health care facilities at affordable cost with increase in private health care services
- Lack of mechanism to measure quality health services in private and public sector
- Need for providing quality education at affordable cost & monitoring mechanism
- Incidence of mal nutrition in tribal and slum areas
- Education & skill development considering need of industry & services sector
- Providing affordable housing with basic amenities viz. water, electricity & sanitation
- Lack of availability of sufficient & safe drinking water
- Inadequate sanitation infrastructure in rural areas & slums in cities
- Disposal of solid waste, e-waste & bio-medical waste
- Lack of infrastructure for treating pollutants before discharging into water bodies
- Need for facilities for sewage treatment
- Forest cover only 20 % & meagre in Marathwada region

Governance

- High vacancy position
- Centralization of powers
- Need for IT infrastructure for e-governance & capacity building of human resources

Way Forward

Indicator		Current Status	2020 (via)	2030	All India level
Economic					
Growth rate (per cent)		9.4 [@]	10.5	12.0 (sustainably)	7.1 [@]
GSDP at current prices (₹ lakh crore)		22.7 [@]	30.0	86.0	152.5 [@]
Per Capita State Income (₹)		1,47,399 [*]	2,68,000	6,00,000	94,178 [*]
Agriculture & allied activities					
Foodgrain productivity	Cereals (kg/ha)	1,304 ⁺⁺	1,400	1,650	2,414
	Pulses (kg/ha)	699 ⁺⁺	772	910	745
	Oilseeds (kg/ha)	1,127 ⁺⁺	1,275	1,500	1,136
	Cotton (kg/ha)	276 ⁺⁺	306	360	487
	Sugarcane (MT/ha)	87 ⁺⁺	90	100	70
Per capita availability	Milk grams (per day)	239[*]	279	376	337[*]
	Eggs (per annum)	46 [*]	55	84	66 [^]
	Meat kg (per annum)	5.8	6.8	10.4	N.A.
Forest cover	(per cent)	20	25	33	21
Irrigation potential created	(lakh ha)	66.42 [#]	74.45	99.10	N.A.
Industry					
Industrial investment (Aug., 1991 - Nov., 2016) (₹ lakh crore)		11.38	15.00	22.00	N.A.
Actual realisation (₹ lakh crore)		2.70	4.50	10.00	N.A.
Infrastructure					
Per capita power Consumption (unit)		984 [*]	1,217	1,653	653 [*]
Installed capacity of renewable energy (MW)		7,466.56 ^{^^}	8,000	10,000	50,068 [*]
Road length (km) per 100 sq. km (PWD + ZP)		198 ^{##}	220	250	138 ^{##}
Railway route length (km) per hundred sq. km of area		1.99 [*]	2.27	2.66	2.03 [*]

@ - for 2016-17, * - for 2015-16, ++ - Average of 2011-12 to 2014-15, ^ - for 2014-15, # - upto June 2015, N.A. ó Not available

Indicator	Current Status	2020 (via)	2030	All India level
Social Sector				
Human Development Index	0.752^s	0.8	0.9	0.609
Life expectancy at birth (years)	71.6 ^{**}	72	77	66.1
Infant Mortality Rate	21 ^{**}	17	10	39
Maternal Mortality Ratio	68 ^{\$\$}	30	19	167
Under 5 Mortality Rate	24	22	<15	45
Neonatal Mortality Rate	15	15	<10	26
Still birth rate	4	<4	<4	4
Incidence rate of TB cases (per 1000 persons)	1.67	1.17	0.33	1.71
Annual parasite (malaria) incidence rate (per 1000 persons)	<1	<1	0	N.A.
Doctor-Population ratio	1:1418	1:1200	1:1000	1:1700
Beds per lakh of population	108	120	150	N.A.
Malnutrition (per cent)	10.4	7.0	0	N.A.
Literacy rate (per cent)	82.3	85.0	90.0	73.0
Gender gap in literacy rate (per cent)	12.5	10.0	5	16.3
Gross Enrolment Ratio (Higher Education)	29.9	35	50	24.3
Open defecation by households (per cent)	34	0 by 2017	0	49.8
Drinking water (Households covered) (per cent)	83	100	100	85.5
Households having Individual Household Latrine Facility (per cent)	65	80	100	N.A.
Houseless families (rural) (lakh)	18.5	7	0 by 2022	N.A.
Municipal solid waste disposal (per cent)	20	50	100	N.A.

* for - 2015-16

^^ - October 2016

- as on 31/03/2015

\$ - 2011

** - 2015

\$\$ - 2011-13

Note : Wherever not specified, current status is for 2016-17




Core five Pillars (themes) of Vision 2030

The fundamental principle of the vision is sustainable, balanced and all inclusive socio-economic growth of the State. A sustainable environment enables a sustained growth across all sectors. Investment in environment helps in self-sustaining growth over long term hence, utmost importance has been given to environment; forming a bedrock for the five pillar strategy.

- 1. Agriculture & Allied Activities:** This sector is the backbone of the State. It is the most important aspects of the vision, being primary source of our self-sufficiency of food. This covers allied activities like Animal Husbandry, Dairy, Fisheries (ADF), Water Resources, Water conservation, Marketing and Forests.
- 2. Industry:** This shall contribute to the Industrial Revolution of the State heralded by schemes like Make in India & Make in Maharashtra. This aspect shall fuel the growth to achieve the Vision 2030, encapsulating related sectors of the economy.
- 3. Infrastructure:** It is the basic requirement to overcome present bottlenecks and to achieve sustainable, balanced all inclusive economic growth across geography of the State. This shall be a booster for achieving the vision. It covers surface, rail, water, air transport and energy, etc.
- 4. Social sector:** The aforementioned 3 pillars shall contribute to economic growth for the State. This sector shall ensure social development which shall be the outcome of Vision 2030. The results of this sector in conjunction with the above pillars shall lead to an improvement in Human Development Index (HDI).
- 5. Governance:** The administrative, financial reforms and refocusing of planning and policies shall facilitate speedy, time-bound achievements of Vision 2030. For Vision 2030 to be a reality, a helpful, accountable and transparent Governance is a must; and this pillar ensures the same.

Global warming is palpable these days, and we have moved from questioning the veracity of it to actually taking steps against it. The implication of climate change is higher temperatures, variability and uncertainty about distribution of rainfall and health hazards. Maharashtra is an urbanised and industrialised state and to sustain its industrial and agricultural output, environment forms the bed rock of our 5 pillar strategy.





VISION 2030

Vision Statement

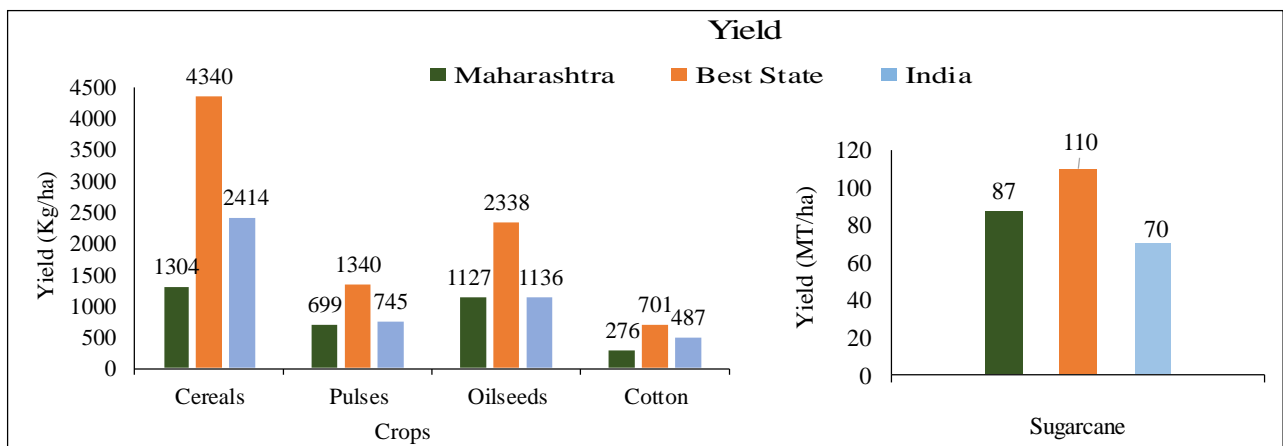
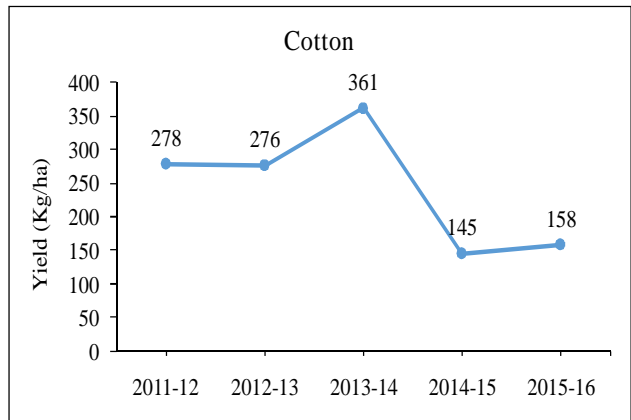
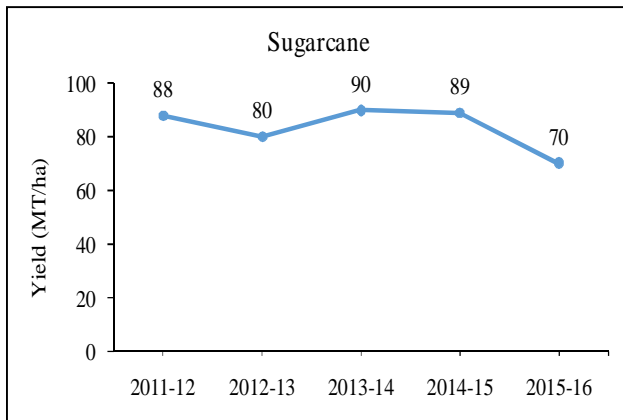
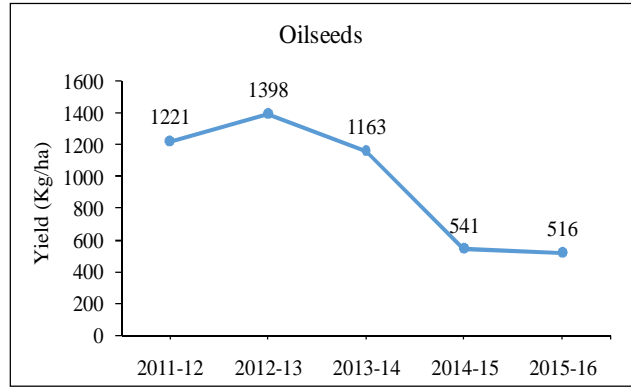
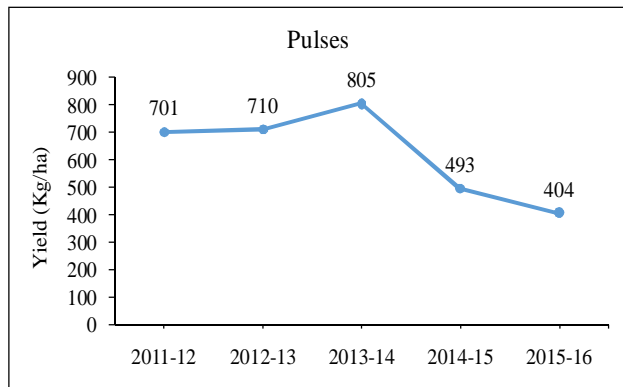
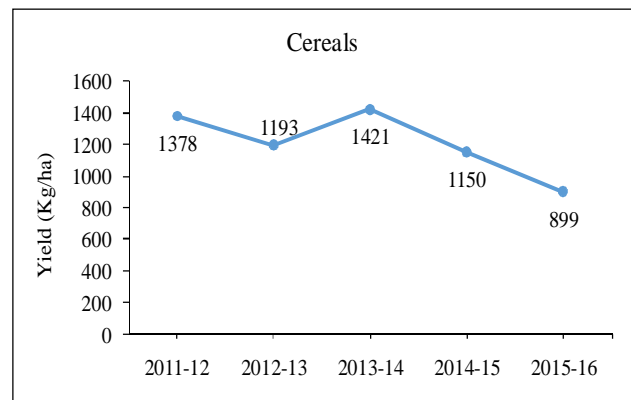
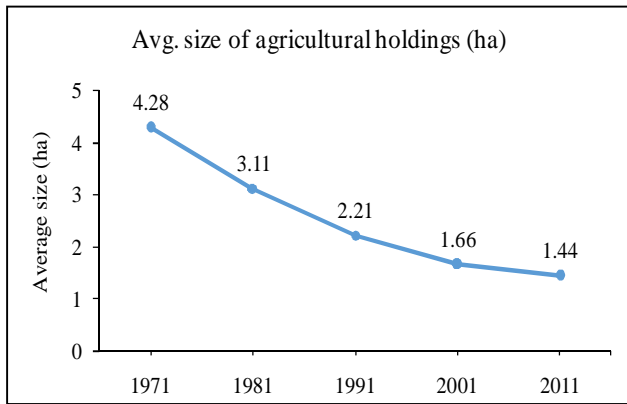
All citizens of Maharashtra be happy, healthy, educated, empowered leading to peaceful and prosperous life

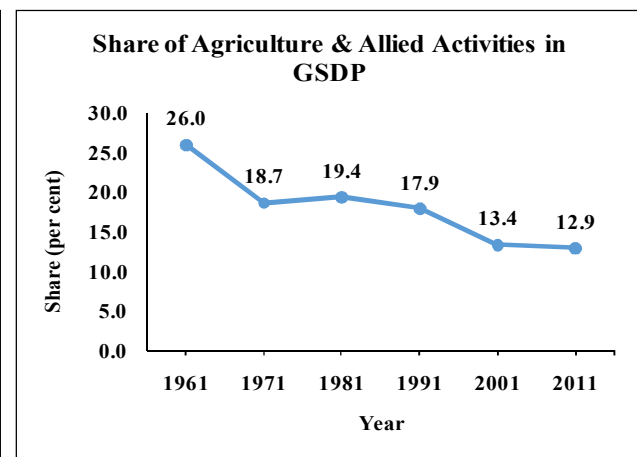
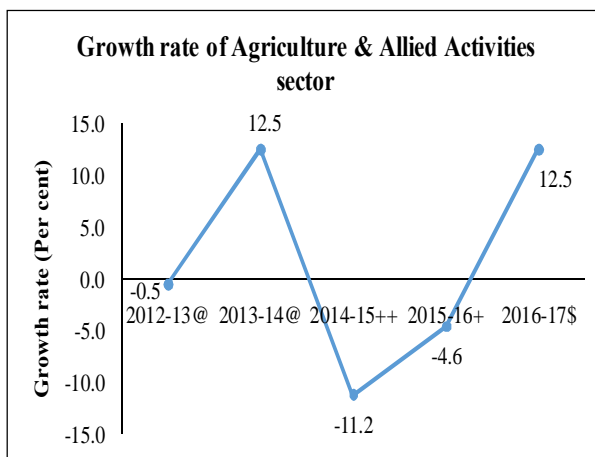
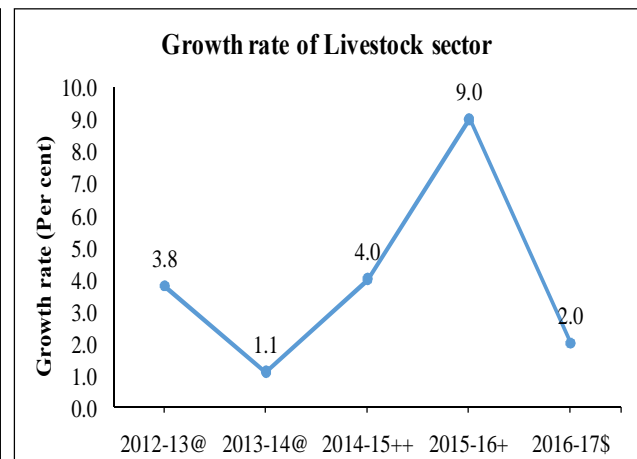
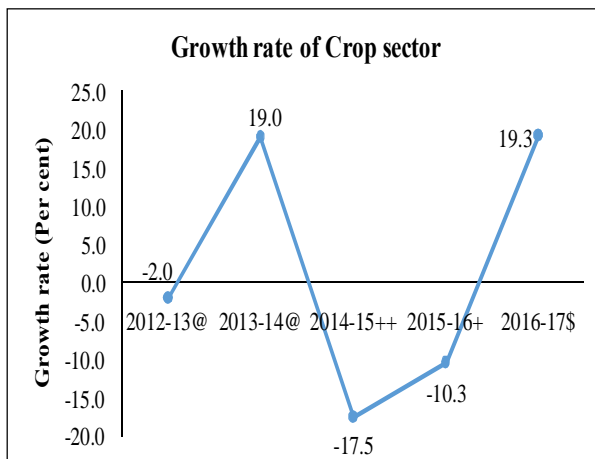
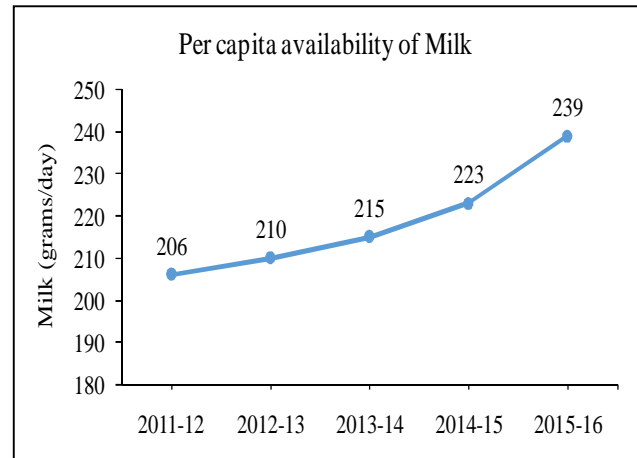
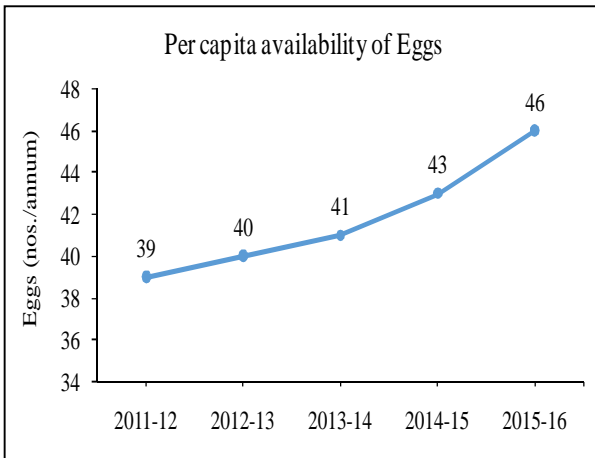
Vision components

- Sustainable, equitable and balanced economic growth
- Eradication of extreme poverty
- Ensure affordable shelter with proper sanitation and safe drinking water to all
- Accessible and affordable healthcare to all
- Quality education at an affordable cost
- Ensure sufficient and nutritious food for all at an affordable cost
- Focus on eliminating gender, income, rural-urban and social inequalities
- Special focus on agriculture and allied activities sector for improving its contribution in the economy sustainably
- Sustainable development and optimal use & management of State's water resources
- Harita Maharashtra ó preparing for climate change
- Effective implementation of 'Make in Maharashtra' to boost manufacturing and services sector
- Creation of quality infrastructure (roads, water reservoirs, energy generation units, mass transport systems in all municipal corporations, etc.) ensuring environment protection
- Digital revolution by connecting all gram panchayats as nodes to provide better health services, education, agriculture and security
- Generating and supplying power for all on a sustainable basis at competitive rates in a social responsible manner
- Emphasis on non-conventional energy
- Promote tourism with emphasis on eco-tourism
- Strengthen law & order situation by enhancing and modernising judicial & security system
- Good & effective governance by responsive, accountable & transparent administration and extensive use of ICT
- Ensure environmental sustainability

Agriculture and Allied activities







Current Scenario

Agriculture:

- Average size of agricultural holdings was 4.28 ha 1971, which was reduced to 1.44 ha in 2011
- Of the total farmers, more than 60 per cent are marginal farmers (i.e. land holdings of less than 2 ha)
- In the last 5 decades, the contribution of agriculture & allied activities sector to GSDP decreased by 50 per cent
- About 52 per cent population is still dependent on agriculture
- Compound Annual Growth Rate (CAGR) of no. of licenses for sale of seeds, fertilizers and pesticides taken together : 2.44 per cent
- CAGR of turnover value of sale of seeds, fertilizers and pesticides taken together : 9.83 per cent
- Per farmer's household income : ₹ 1 lakh
- Gross cropped area : 233.8 lakh ha (2015-16)
- Net area sown : 173.68 lakh ha (56.4 per cent) (2015-16)
- Percentage of area under major crops
 - Foodgrains 54.4 per cent
 - Oilseeds 20.4 per cent
 - Cotton 20.4 per cent
 - Sugarcane 4.8 per cent
- Yields for cereals, pulses and cotton much below the highest yield in India
- Agricultural credit provided through PACS to about 52 per cent of farmers
- Major category-wise yield (2010-11 to 2014-15)
 - Cereals : 1,304 kg/ha
 - Pulses : 699 kg/ha
 - Oilseeds : 1,127 kg/ha

- Cotton : 276 kg/ha
- Sugarcane : 87 MT/ha
- Annual credit plan for 2015-16 of ₹ 3,52,481 crore and against achievement is ₹ 11,54,614 crore of which ₹ 72,685 crore was for agriculture (₹ 40,581 crore was for crop loans)
- Annual credit plan for 2016-17 was targeted ₹ 77,458 crore for agriculture sector. As of June 2016, 66 per cent of the target was achieved
- Pioneer in Mango Net, Anar Net, Grape Net, Veg. Net platform for exports

Water Resources :

- Irrigation potential created : 64.91 lakh ha (48.66 lakh ha major, medium and minor projects (State sector) and 16.25 lakh ha of minor projects (Local sector) of irrigation potential)
- Irrigation potential utilised : 33.40 lakh ha
- Completed 27 major, 188 medium and 2,970 minor irrigation projects
- 67 major, 83 medium and 226 minor irrigation projects ongoing
- Total Water Storage created 40,729 Mm³
- Only State in the country which has achieved the distinction of covering full maintenance cost of irrigation projects through collection of water charges
- First State in India who established Water Resources Regulatory Authority for regulation of water resources
- Formation of 5,077 Water Users Association (WUA) under Maharashtra Management of Irrigation System by Farmers Act (MMISF), which covers 20.13 lakh ha area, of which 12.2 lakh ha handed over to 3,066 WUAs
- Created installed capacity of 3,641 MW through 68 hydro power project generating 4000 MUs annually
- Adopted policy of private participation in the development of small hydel project up to 25 MW capacity (so far 27 small hydel projects of 113 MW capacity commissioned through private participation)
- Declared policy for Pipe Distribution System for conveyance of irrigation water on 9th June, 2016 in view to have efficient use of water, bridging the discontinuities in the conveyance system due to land acquisition issues and to minimise expenditure on land acquisition



Pradhan Mantri Krishi Sinchai Yojana ó

- Flagship programme of GoI
- 26 on going major ó medium project component (including Gosikhurd National project)
- Cost of completion of 26 projects ó Rs. 16,603 crore
- Additional water storage created ó 1,324 Mm³
- Irrigation potential Created ó 5.57 lakh ha

Water conservation :

- Irrigation potential is 1,92,539 ha
- 16.62 lakh irrigation potential created (total expenditure incurred ó ₹ 675.38 crore)
- Introducing about 800 new water conservation schemes, for additionally creating irrigation potential upto 2.5 lakh ha
- Irrigation potential : upto 3.30 lakh ha (20 per cent)
- More than 60 per cent of agricultural area cannot be covered by conventional irrigation projects
- Under Water Neutral Villages and Water tanker free villages by 2020
 - 6,202 villages selected under a Flagship programme -Jalyukt Shivar Abhiyanøin 2015-16
 - Total 2,22,923 works undertaken, of which 2,05,780 works completed (total expenditure incurred - ₹ 3,048.30 crore)
 - Remaining 17,143 works completed by Dec. 2016
 - Under Nalla/River rejuvenation work - 927 lakh ha of silt removed from 3,158 km (total expenditure incurred - ₹ 750 crore); of which, desilting of 1,527 km done with peoples participation (their contribution ₹ 401 crore)
 - During 2016-17, 5,281 villages selected and 42,943 works were taken; up till 25,617 works completed with peoples participation (459 km Nalla desilted, widened and deepened)

Animal Husbandry & Fisheries:

- Total livestock - 324.88 lakh (Livestock Census 2012)
 - Cattle -154.84 lakh
 - Buffalo - 55.94 lakh
 - Sheep & Goat - 110.16 lakh
 - Others - 3.94 lakh
- Total Livestock per lakh population ó 28,500 (Livestock Census 2012)
- Production (2015-16)
 - Milk ó 101.5 lakh MT
 - Eggs ó 52,858 lakh
 - Meat ó 6.8 lakh MT
- Per capita availability of (2015-16)
 - Milk : 239 grams (per day)
 - Eggs : 46 (per annum)
 - Meat : 5.8 Kg (per annum)
- Production of fish : 5.80 lakh MT (Marine fish : 74.8 per cent) (2015-16)
 - Marine : 4.34 lakh MT
 - Inland : 1.46 lakh MT

Forests:

- Area under forest and tree cover: around 20 per cent of Geographical area (17 per cent Forest Land and 3 per cent on Non-Forest Land) meagre coverage in Marathwada region
- Massive afforestation programme; water, soil & moisture conservation and plantation programmes are being implemented for increasing the tree cover and regeneration of Eco-system.
- On 1st July, 2016, an ambitious programme of plantation of 2 crore samplings on a solitary day was undertaken which has been succeeded by planting around 3 crore plants in the State through massive public movement.

- Rich and diverse bio-diversity
 - National Parks : 6
 - Wild Life Sanctuaries : 48
 - Conservation Reserves : 4
- Habitat improvement and recovery programmes for endangered plants and animals
- Increase in compensation for injury, death and crop damage due to wild animals, timely compensation by notifying it under Right to Services Act
- Rehabilitation of the villages in core and buffer areas, awareness generation amongst public.
- Community participation in Forest and Wild Life Management through Joint Forest Management Committees (JMFCs)
- Livelihood opportunities provided in and around forest inhabitants through Non-Timber Forest Produce (NTFP) collection, Jan Van Shops, Plantation of Bamboo, Agarbatti Production Project, etc.

Sericulture:

- Raw Silk production (2015-16):
 - Mulberry : 84.0(kg/ha), Tasar : 2.0 (kg/ha)



Vision Elements & Targets

Agriculture

- Achieve average sector growth rate of 5 per cent
- Doubling farmers' income by 2022 (From present ₹one lakh to ₹ two lakh)
- Yield Improvement by 2030
 - Cereals : 1,650 kg/ha
 - Pulses : 910 kg/ha
 - Oilseeds : 1,500 kg/ha
 - Cotton : 360 kg/ha
 - Sugarcane : 100 MT/ha
- Enhance crop productivity
- Improving yield and quality of horticulture & floriculture product
- Reduce cost of cultivation by 20 per cent by 2030
- Water conservation for soil moisture security (more crop per drop)
- Risk mitigation
- Integrated Farming System approach
- Post-harvest technology for value addition
- Promote Group farming
- Promote agriculture produce export
- To extend agricultural credit to all the farmers of the State
- Reforms in agriculture land transactions to attract investment
- Create quality infrastructure for storage and processing to control wastage
- Promote of value addition chain
- Establish fair, competitive and accessible markets

Water resources :

- To develop policies, programme and practices, which would enable an efficient and effective use of the State water resources in an equitable and sustainable manner with active involvement of all stakeholders
- To put into place systems and practices, which would result in sustained increase in water use efficiency
- To develop hydropower projects
- To reclaim Kharland
- To develop policies, programmes and practices, which would enable mitigation of floods through reservoir
- To disseminate information, skills and knowledge for capacity building and mass awareness
- To actively engage with the neighbouring States and the National community for the harmonious development and utilization of water resources
- To bridge gap between irrigation potential created and utilised
- To meet the gap between demand and supply of water by recycling of drainage water produced by the Municipal Corporations

Water conservation :

- Water Neutral Villages and Water Tanker free Villages by 2020
- Water for all - Scarcity free Maharashtra ó 2019 through a flagship programme *Jalyukt Shivar Abhiyan*
- Arresting rain water within the village boundaries
- Increasing ground water level
- Creation of decentralised water bodies
- Rejuvenation of the old water bodies
- Restoring the storage capacity
- Increasing area under protective irrigation
- De-silting of schemes with people participation
- Peoples participation in water budgeting

Animal Husbandry, Dairy & Fisheries

- Doubling production of milk & milk products by 2030
- Improved livestock production and development of poultry
- Prevention and control of animal diseases
- Development of fodder and feed
- Development of small ruminants
- Ensure availability of clean milk and quality milk products at affordable cost
- By 2030 Per capita availability of
 - Milk : 376 grams (per day)
 - Eggs : 84 (per annum)
 - Meat : 10.4 kg (per annum)
- Improve livestock production and development of poultry
- Production of fish by 2030 : 7.80 lakh MT
- Increase fish production and provide assistance to farmers
- Livelihood security to the producer and profitability to the dairy industry
- Enhancement of fish production at an annual growth rate of 6.0 per cent and increasing the per capita consumption of fish to 10 to 11 kg per annum.
- Achieve self-sufficiency in fish seed & fish meal production

Forest

- Increase area under forest to 33 per cent of the geographical area of the State
- Greening of Maharashtra ó aim to plant 50 crore seedlings in next 3 years
- Conservation of Flora & Fauna
- Conservation of gene pool
- Conservation of soil and regeneration of ecosystem
- Reduce Man- Animal conflict & strengthen forest protection
- Boost to eco-tourism activities
- Boost livelihood opportunities in and around forest area
- Community participation in forest and wild life management, reduce man-animal conflicts.

Sericulture

- To promote sericulture as an alternate and viable option to meet the challenges of agrarian crisis
- Raw Silk production Target (2030):
 - Mulberry : 150 kg/ha, Tasar: 3.70 kg/ha

Action points

Agriculture

- Provide online access to all kinds of land records and digitised maps for the farmers and the financial institutions so as to facilitate advancement of various loans, insurance, etc. 3 yrs
- Provide statutory framework for facilitating leasing of private land for the agriculture purpose so as to improve agricultural productivity 7 yrs
- Reclamation of saline soils 7 yrs

Productivity enhancement

- Seed Production 3 yrs
- Increasing productivity of crops 7 yrs
- Soil health management 7 yrs

Reducing cost of cultivation

- Reduce seed requirement 3 yrs
- Sustainable technology for fertilizer 7 yrs
- Early warning for pest and diseases 3 yrs
- Encouraging mechanization 7 yrs

Risk mitigation

- Promotion of inter- cropping and mixed cropping to avoid risk of failure of main crop 3 yrs
- Climate change management - Weather based crop advisories; Emerging pest management, Trap crops; Wind breaks, Shed net, Green House; Crop diversion, etc. 7 yrs

- Insurance - Effective implementation of weather based crop insurance, accident Insurance 3 yrs
- Integrated approach for soil and water conservation through *–Jalyukt Shivar Abhiyanø* 15 yrs
- Recharging of wells, de-siltation programme etc. through *–Mahatma Phule Jalbhoomi Abhiyan’* 15 yrs
- Integrated approach for sustainable farm income through land development, crop husbandry, dairy development, fisheries, apiculture, sericulture, etc. (Need based and demand driven activities) 15 yrs
- To create awareness amongst farmers for selection of proper crop 15 yrs
- *–Dry land Farming Missionø* to promote dairy farming, fisheries, apiculture, sericulture, sheep rearing, etc. ó village as a unit for development 15 yrs
- Initiative for Nutritional Security through Intensive Millets Promotion (INSIMP) generating job for women and rural youth along with value addition 15 yrs
- Building capabilities for detection of viral agent through Polymerase Chain Reaction (PCR) machine, for isolation and identification of avian influenza virus (bird flu), Screening of animals for contagious diseases and metabolic disorder 15 yrs

Integrated approach

- Farming system based planning ó need base & demand driven activities 3 yrs

Post harvest technology for value addition

- On farm processing 3 yrs
- Increase storage facilities 3 yrs
- Product branding 3 yrs
- Overcome distress sale 3 yrs

Promote Group farming

- Formation of crop association 3 yrs
- Empowering Farm produce organisation FPOs facilities 3 yrs
- Market intervention through FPOs 3 yrs

Promoting Agri. produce export

- Infrastructure and legal support 3 yrs

Establishing value chain

- Promoting project based Public private partnership 3 yrs
- Formation of farmers groups / FPOs / Farm produce centres (FPCs) 3 yrs
- Supporting farmers groups / FPOs / FPCs 3 yrs

Credit

- To provide online access to all financial institutions so as to facilitate advancement of various loans, insurance, etc. 3 yrs
- Preparation of village wise list of farmer 3 yrs
- Identify the farmers who are not in agricultural credit net 3 yrs
- Encourage farmers to seek agricultural credit through conduct of campaigns 3 yrs
- Liaise with the District central Co-operative Banks (DCCBs), Primary Agricultural Credit Society (PACs) for submission of applications of farmers and release of agricultural loans 3 yrs
- Coordinate with agricultural extension machinery to form Joint Liability Groups (JLGs) to facilitate the credit availability 3 yrs

- Work with JLGs through campaigns for creating a mind-set of timely recovery of loans 3 yrs
- Coordinate with agriculture and marketing machineries to enhance the repayment capability of the farmers 3 yrs
- Provide incentives to the farmers for timely repayment of crop loans 3 yrs
- Co-ordinate with banks to launch campaigns for the loan recovery 3 yrs

Storage & Marketing

- Provide effective, simple marketing alternatives to enhance competition for better realisation for farmers 3 yrs
- Promote direct marketing for agriculture produce 3 yrs
- Promote alternative markets 3 yrs
- Promote e-markets 3 yrs
- Promote infrastructure for reducing wastages 3 yrs
- Warehouse Receipt Scheme to help farmers to get money in distress and sale the produce when the prices pickup 3 yrs
- Promotion of product branding, GI mapping activity to fetch better price for produce along with exports in commodities 3 yrs
- Build up an institutional mechanism to collect and market agriculture produce from farm to ultimate consumer; role of PACS to be revamped 3 yrs
- Promotion of contract farming to overcome distress sale 3 yrs
- Provision of online market intelligence services to help farmers 3 yrs
- Public Private Partnership for Integrated Agriculture Development (PPP-IAD) for backward forward linkages to farmers 3 yrs
- Infrastructure and legal support, periodical training to farmers for exports of agriculture produce 7 yrs

- Online registration, phyto-sanitary certification, residue testing and National Accreditation Board for Testing & Calibration Laboratories (NABL) accreditation, efforts to obtain organic certification 3 yrs
- Creation of separate cell for agriculture exports 3 yrs
- Creation of infrastructure for seed processing and storage 15 yrs
- Promotion of product branding, GI mapping activity to fetch better price for produce along with exports in commodities 15 yrs
- Formation of crop based associations like MAHAMANGO, MAHAGRAPES, MAHABANANA, MAHAORANGE, MAHAANAR and assistance through State Small Farmers Agri-Business Consortium (SFAC) and Agriculture Technology Management Agency (ATMA) for capacity building, hand holding and venture capital to promote groups 3 yrs
- Arrangement of grain festivals at district places for direct marketing to the consumer for value addition and Buyer's seller's meets are arranged for guaranteed purchase and assured price 3 yrs
- Setting up of export zone for animal origin products and by-products 15 yrs
- Marketing of milk and milk by products of indigenous breeds 7 yrs
- Establishment of animal origin protein food park 7 yrs
- Improve hygiene and quality of fish and animal products to meet international standards and to open up opportunities for the domestic industries to compete in the international markets 15 yrs

Inputs

- Seed - Varietal replacement Increase in seed replacement, ratio (SRR), Promotion of Drought Resistant and Pest Resistant Varieties, Organising Seed Production Program Implementation of Seed rolling plan, Use of certified seed & maintaining self produced seed for three years without seed replacement for self Pollinated crops

- Fertilisers & Pesticides - Use of fertiliser & micro nutrient according to soil health card (SHC) use of bio-fertilisers, organic matter, etc.
- To set up Embryo Transfer (ET) laboratory to produce high quality breeding bulls
- Develop dual purpose *desi* poultry breeds for back-yard poultry
- Availability of nutritive fodder, Enrichment of low quality Fodder with various techniques

Technology and R&D

- State Bio Fertiliser laboratories to prepare and supply Bio Fertilisers and Liquid Consortia to improve soil productivity
- Use of Seed Cum Fertiliser drill, Broad Base Furrow, Ridger Planter, etc,
- Sustainable technology for fertilisers - Use of Neem Coated Urea (Slow release Technology), Liquid Fertilisers, Bio-Fertilisers, Liquid Consortia, etc.
- Early warning system for Pest and Diseases - E-Pest Surveillance
- Encouraging Mechanisation - Cropping Pattern based Mechanisation, Custom Hiring Centres for Mechanisation Services, Promotion of Solar energy
- Promotion of Protective cultivation in Poly house, Green house, Shed nets
- Promotion of primary and secondary processing units through various programmes
- Genetic improvement of cattle & buffalo up to 60 per cent
- Modernisation of Bull mother & Bull rearing farms with commercial viability, in tune with Central Monitoring Unit (CMU) norms
- Induction of artificial insemination, in-vitro fertilisation technology for breed proliferation

- To set up laboratory infrastructure for quick diagnosis of livestock diseases for economical important diseases
- Role of Agricultural Universities to be made more effective and focus on their research for effective övanö of seeds
- Build up strong institution mechanism to collect and market agriculture produce from farm to ultimate consumer, Role of PACS to be revamped.
- State Feed order & Feed Analysis Lab at Regional level

Policy Reforms

- Promoting composite livestock farming 2 Cows - 2 Goats and 25 *Desi* poultry
- To develop policies, programme and practices, which would enable the efficient and effective use of the State water resources in an equitable and sustainable manner with active involvement of all stakeholders

Water Resources

- Completing 26 Major & medium irrigation projects under Prime Minister Krishi Sinchan Yojana (PMKSY) along with CAD works in time bound manner creating additional potential of 5.74 lakh ha 3 yrs
- Liquidation of backlog in irrigation sector in 4 districts of Amravati Region by completing projects by 2019 3 yrs
- Completing 107 projects from suicide prone 14 districts from Vidarbha and Marathwada and 7 projects from drought prone area of rest of Maharashtra by creating additional irrigation potential of 2.80 lakh ha with GoI support 7 yrs
- Raising of additional funds through land monetization for asset management and resources mobilization 15 yrs

- Completing 279 additional irrigation projects to create irrigational potential of 16.98 lakh ha through the resources raised by land monetization or by raising bonds from open market 15 yrs
- Installation of floating solar panel on reservoirs and fixing solar panels on canal for generation of electricity 15 yrs
- Desilting of major & medium dams to restore the storage capacity and thereby increasing area under irrigation 15 yrs
- Converting Maharashtra State to be Micro Irrigated State by 2030 15 yrs
- Fishery development on all reservoirs and development of tourism at dam sites 15 yrs
- Completion of 7,961 ongoing projects (estimated cost ₹ 2,150 crore), which will create 1.93 lakh ha of additional irrigation potential 15 yrs
- People's participation in river rejuvenation, nalla deepening, widening and desilting 15 yrs
- Repairing 300 years old Ex. Malguzari Tanks (3,450) of East Vidarbha region by allotment of ₹ 180 crore each year in the span of 3 years (restore irrigation potential of around 21,500 ha) 3 yrs
- Increasing utilisation of irrigation potential every year by 15 - 20% of last year 15 yrs
- Focus on creation of farmers Water Users Association and handing over the field system to those in subsequent years 15 yrs
- Repair works of completed irrigation projects 15 yrs
 - Out of 75,289 works completed, about 30 per cent will require special repairs
 - Every year about 1,000 to 1,500 schemes will be covered from which the designed water capacity can be restored
- On an average 5000 villages are being selected every year (Started from 2015-16) thereby making Tanker free Villages by 2020 3 yrs

Water Conservation for Soil, Moisture security (more crop per drop)

- Construction of Continuous Contour Trenches (CCT), Cement Nala Band (CNB), earthen nala bunding, vegetative bunds, deepening of existing structures, de-silting of storage structures, etc. 3 yrs
- Promotion of In-situ moisture conservation activities like counter cultivation, ridge furrow planting etc. 7 yrs
- Create decentralise water storage structures 3 yrs
- Increase the water storage capacities of existing water bodies 3 yrs
- Use and promotion of micro irrigation systems on wide scale to increase water use efficiency especially for water guzzling crops like sugarcane, banana, etc. 3 yrs

Animal Husbandry, Dairy Development & Fisheries

Bovine breeding

- Genetic improvement of cattle & buffalo up to 60 per cent as per strategy under National programme for bovine breeding (NPBB) 3 yrs
- Revision of Breeding policy for bovine with emphasis on upgrading with indigenous breeds with animal identification, performance recording, selective & planned breeding 3 yrs
- Setting up of Bull Mother Farms (BMF) for all native indigenous breeds and new well equipped modern Frozen Semen Laboratory at Regional level 3 yrs

Sheep and goat development

- To set up sheep & goat farms of state to commercially viable Genome resource farms through Rashtriya krishi vikas yojana (RKVY) 3 yrs
- Patentisation and conservation of indigenous breeds 3 yrs

Disease control in livestock

- To set up Laboratory infrastructure for quick diagnosis of livestock diseases for economical important diseases under RKVY 3 yrs
- Setting up of export zone for animal origin products and by-products through Foot & Mouth Disease Control Programme (FMD-CP) & Assistance to States for Control of Animal Diseases (ASCAD) schemes 3 yrs

Poultry Development

- Encourage backyard poultry development as a potent tool for addressing livelihood, poverty elevation and nutritional issues through National Livestock Mission (NLM) 3 yrs
- Deshi Chicken / Eggs marketing - Chicken on wheels 3 yrs

Feed & Fodder enhancements

- Reducing Fodder insufficiency, increased production of fodder, acreage of land under fodder cultivation and popularise Azola Cultivation, Hydroponics, etc. to meet the growing demand of fodder through NLM and RKVY 3 yrs

Dairy Development

- Marketing of milk and milk by products of indigenous breeds 3 yrs
- Reducing human malnutrition through Milk and Milk by products 3 yrs

Fishery Development

- Comprehensive plan for inland fisheries development for doubling the fish farm productivity 3 yrs
- Facilitating marine fish production in sustainable manner & promoting introduction of Brackish water fishery 3 yrs
- Improve hygiene and quality of fish and fish by-products to meet International Standards and to open up opportunities for the Domestic Industries to compete in the International market 3 yrs

Forest

- Undertake massive afforestation programme 3 yrs
- Plantation of 50 crore seedlings in next 3 years 3 yrs
- Raising of nurseries on large scale for 50 crore plantation in next 3 years 3 yrs
- Seeking community participation of various stakeholders in the upcoming large scale plantation programme viz. students of schools, colleges and universities, NGOs and voluntary organisations, CSR, Industrial groups, NSS, NCC, etc. 3 yrs
- Identification of Water shed based main areas for scientific treatment 3 yrs
- Plantation activities on large scale 3 yrs
- Soil and moisture conservation works on expanded areas 3 yrs
- Seed sowing programme on massive scale 3 yrs
- Studying role of forest in ground and surface water conservation 3 yrs
- Studying the effects of climate change on terrestrial bio-diversity ecosystem and their adaptation ability to change 3 yrs
- Establishment of eco-tourism Board 3 yrs
- Development of Gorewada International Zoo 7 yrs
- Implementation of home stay project, Community participation in eco-tourism activities and cleanliness drive, management plans for eco-tourism 15 yrs
- Preparation of the plan for improving facilities under sanctuaries and tiger reserves to the international standards 7 yrs
- Identification of new potential sites and preparation of management plans 3 yrs
- Declaration of new protected areas and conservation reserves 3 yrs

- Establishment of Special Tiger protection force in Tiger reserves 7 yrs
- Scientific management of protected areas/forest through preparation of management/working plans 15 yrs
- Habitat improvement and development of corridors for animal movement 3 yrs
- Use of suitable devices that can act as deterrent to the animal, encouraging land owners for solar fencing, establishment of quick response team 15 yrs
- Rehabilitation of more villages out of protected areas 15 yrs
- Schemes of individual benefits like LPG gas connection, gober gas, providing milch animals so as to reduce the dependence on forest 7 yrs
- Declaration of Eco-tourism policy. Design and development of interesting themes and structures for Eco-tourism sites 3 yrs
- Better stay facilities and communication network, co-ordination with tour operators and resort owners for package tourism, caravan tourism 3 yrs
- Reducing pressure on forest by emphasising importance of agro forestry 7 yrs
- Educating the people for creating awareness - about the changes in their surroundings 3 yrs
- Strengthening educational institutions for promoting the mechanism to help capacity building for effective climate change related planning and management 3 yrs
- Capacity building & Skill development programmes for livelihood opportunities 3 yrs
- Programmes for formation, upgradation & capacity building of JFMCs and Village Eco-Development Committees (VEDCs) 3 yrs
- Special drive for increasing forest cover in Marathwada region 7 yrs

- Use of IT for monitoring of forest offences by establishment of 3 yrs command area control room
- E-eye-surveillance project implementation for identifying the 3 yrs movement of wild animals 24x7
- Helpline and redressal of public grievances through establishment of 3 yrs call center
- Integration GIS & MIS technology with the help of MRSAC to assess 15 yrs the districtwise changes in forest cover
- Removing encroachment using satellite imagery data 3 yrs
- Efforts for village level planning and conservation through Bio- 3 yrs diversity registers, awareness generation, people's participation
- Increasing number of preservation plots for endangered and other 3 yrs vulnerable plant species, Development of Protocols for vegetative propagation of endangered flora, Reduction of Biotic pressure through providing alternatives
- Efforts through the Bamboo Development Board for scientific 3 yrs plantation, exploitation and preservation of Bamboo species and its products
- Reducing the adverse effects of floods 3 yrs

Sericulture

- Enhance production of raw silk through vertical and horizontal 3 yrs expansion of mulberry and non mulberry silk
- Develop vibrant and sustainable farmer base by overall improvement 3 yrs in production, productivity & product quality through expansion of area under host plantation in mulberry and non mulberry silk
- Inclusive development of rural population, especially women and 3 yrs tribal by creating gainful employment through practicing sericulture
- Promote rural livelihoods for employment creation and poverty 3 yrs

alleviation through Vanya silk sector




- Promote value addition chain 7 yrs
- Cluster approach in pre & post cocoon sectors (i.e. mulberry cultivation, silkworm rearing, silk reeling, twisting, weaving sectors) 3 yrs
- Provide marketing, institutional & infrastructural support 3 yrs
- Promote contract farming in mulberry plantation, silkworm rearing and cocoon production 3 yrs
- Promote quality silkworm seed production in both government and private sector aiming at attainment of self-sufficiency in seed requirement in mulberry and tasar sector 3 yrs
- Develop soil to silk and silk to fabrics by adopting an integrated approach 3 yrs
- Thrust on refinement and transfer of technology through necessary back-up support from research institute 3 yrs
- Emphasis on HRD factor for knowledge and skill development among the stake holders 3 yrs
- Encourage NGOs/SHGs for participation in various activities of sericulture through implementation of various schemes 3 yrs
- Develop web and GIS based MIS system for monitoring of sericulture 3 yrs

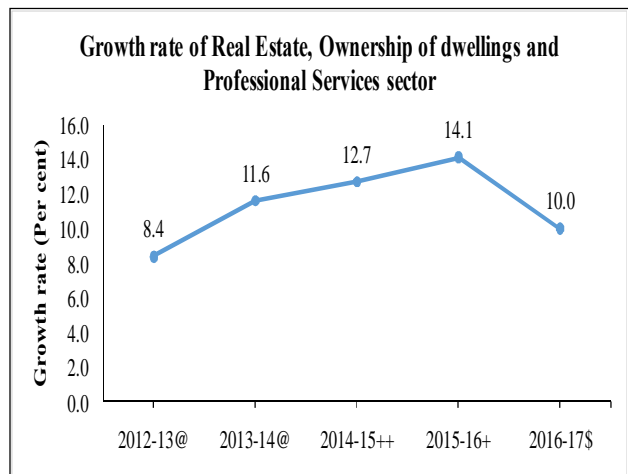
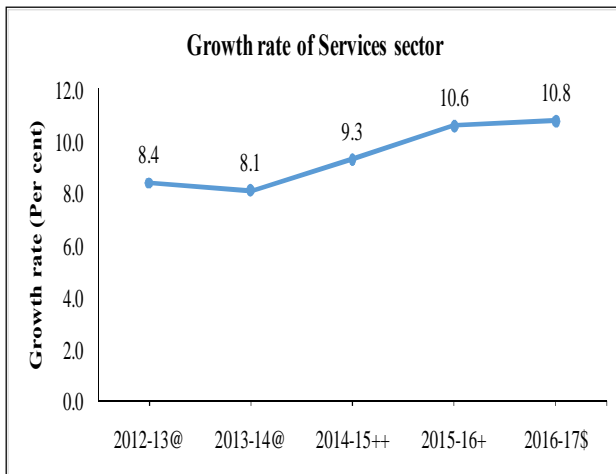
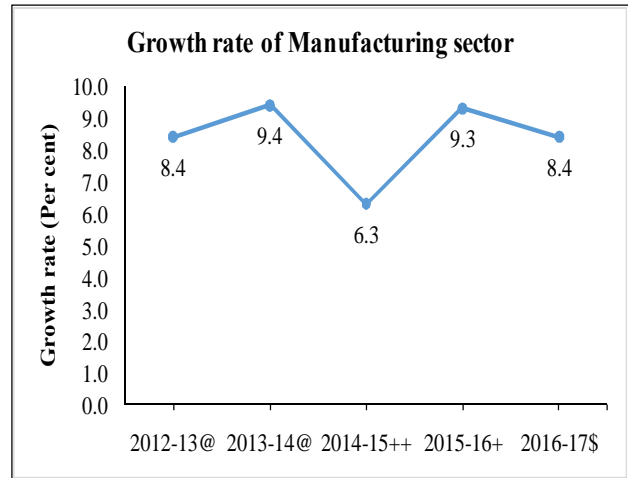
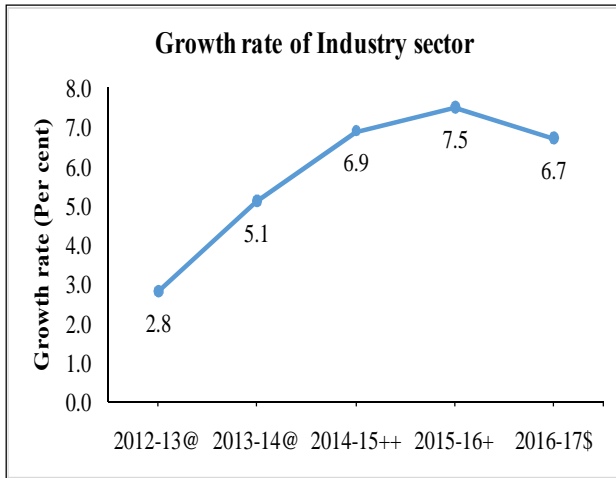


Strategic instruments (Schemes) for achieving Vision of Agriculture and allied activities sector

- Rashtriya Krishi Vikas Yojana
- Pradhan Mantri Irrigation Scheme
- National Food Security Mission
- National horticulture mission
- National oil-seed and oil-palm mission
- National mission on sustainable agriculture
- National mission on agri. Extension and technology
- Minimum Support Price Scheme
- National Agricultural Insurance Scheme
- Gopinath Munde Farmer Accident Insurance
- National Project for Cattle & buffalo breeding
- National livestock Mission
- Livestock Insurance
- Jalyukta Shivar Abhiyaan
- Punjabrao Deshmukh Interest Rebate

Industry and Services





@ Preliminary estimates

++ Second revised estimates

+ First revised estimates

\$ Advance estimates

Current Scenario

Industry and services

- One of the most industrialised State in India
- The State at the top position in terms of Gross value added and wages to workers with share of 20.5 per cent and 15.7 per cent respectively at all India level (ASI 2014-15)
- The State ranks second in India in terms of no. of factories, no. of workers and fixed capital with share of 12.4 per cent, 12.1 per cent and 13.6 per cent respectively
- Of the total proposals since Aug., 1991 to November, 2016 received in India, the State's share in no. of proposals & investment is about 18 per cent and 10 per cent respectively
- During 'Make in India' event 2,603 Memorandum of understandings (MoUs) with proposed investment of ₹ 8.05 lakh crore and expected employment of 30.4 lakh signed by the State
- During 2015-16, approved 340 projects with an investment of ₹ 30,580 crore and expected employment be generated of 0.3 lakh; During 2016-17 up to November, 262 projects approved with an investment of ₹ 28,625 crore

Textile

- Power looms:
 - No. of power looms : 10.01 lakh
 - Employment: about 19.0 lakh
- Power loom cooperative societies: 1,035
- 2,489 units enrolled in the various segments with project cost of ₹ 19,788 crore with estimated direct & indirect employment of about 1.0 lakh & 1.35 lakh people respectively; 1,316 units started functioning with the project cost of ₹ 9,954 crore
- 16 Textile parks in operation with 0.23 lakh employment generated

- About 665 primary handloom weavers cooperative societies having around 3,608 handlooms
- Key indicators of manufacturing establishments: (as per 6th Economic Census)
 - No of manufacturing establishments : 9.20 lakh (8.9 per cent of All India)
 - Employment : 29.18 lakh (9.6 per cent of All India)
- Key indicators of service sector establishments: (as per 6th Economic Census)
 - No. of service sector establishments : 36.19 lakh (10.4 per cent of All India)
 - Employment : 89.26 lakh (11.5 per cent of All India)
- Key industries indicators of organised sector (as per Annual Survey of Industries 2014-15)
 - No. of Industries : 28,601 (12.4 per cent of All India)
 - Gross value added : ₹ 2,39,076 crore (20.5 per cent of All India)
 - Employment : 18.84 lakh (13.6 per cent of All India)
- Key Micro, Small and Medium Enterprises (MSME) indicators (Up to Sep. 2015)
 - No. of MSMEs : 2.44 lakh
 - Investment : ₹ 56,552 crore
 - Employment : 29.2 lakh
- Investment proposals (as on November, 2016)
 - Approved proposals : 19,437
 - Investment : ₹ 11,37,783 crore
 - Commissioned Projects : 8,664 (45 per cent of approved proposals)
 - Investment : ₹ 2,69,814 crore (24 per cent of investment of approved proposals)
 - Mega-Projects: 488 mega projects with an investment of ₹ 3,79,561 crore and proposed employment of 4.2 lakh (till December, 2016)
- Information Technology (IT) Parks :
 - Total No of IT Parks : 486 of which 170 are functioning (37 are public sector)

- Investment : ₹ 3,778 crore
- Employment : 5.04 lakh
- Bio-technology parks:
 - Bio-Technology (BT) Policy implemented in the State in 2001
 - Two Public BT parks located at Jalna and Hinjewadi (Pune)
 - 16 large units registered in these parks and 50 MSME with an investment of ₹ 1,120 crore and ₹ 261 crore respectively (till October, 2015)
- Leads in the country with respect to foreign tourist arrivals (20.8 per cent) into India and one of the leading states for domestic tourist visits (7.2 per cent)
- As per the Economic Census 2013, 4.89 lakh people employed in travel agency & tour operator activities and Restaurant & Hotels, contributing to the tourism sector

Tourism

- One of the leading States in India in domestic tourist arrivals
- Ranks second in India in foreign tourist arrivals
- World heritage Monuments : 5 (Ajanta, Ellora, Elephanta caves, Chhatrapati Shivaji Terminus, Sahaydri)
- Heritage sites : 10
- Forts : 29 managed by Central ASI, 39 managed by State and 99 unprotected
- Eco tourism : 7 Centres
- Popular pilgrim sites ó Shirdi, Pandharpur, Nanded
- Pilgrimage centres : At least one in each district
- Wildlife parks
- Sanctuaries

Vision Elements and Targets

Industry and services

- To consistently achieve at least 12 per cent growth in manufacturing and 15 per cent in services sectors and achieve 30 per cent of share in GSDP for manufacturing sector
- Be the India's most preferred investment destination for domestic & foreign investors
- Make available land and world class industrial infrastructure to entrepreneurs by developing new industrial estates
- Grant all approvals in time bound manner through single interface
- Create an enabling ecosystem to promote start-ups
- Achieve at least 40 per cent of FDI inflow share in India
- Development of world class infrastructure for manufacturing and consumption base
- Sustainable growth with local level employment, environment friendly measures and preservation of heritage.
- Ensure lowest emission/discharge of environmental pollutants of various industries as per the Central Pollution Control Board Standards
- Skill development and jobs growth with respect to the changing market demands, especially in context of new technologies.
- Simplification of procedures through various ease of doing business measures for hassle free government-investor relations

Textile

- Develop Triple Helix configuration (Government, Academia and industry) of industrial clusters viz. Electronic System Designing & Manufacturing (ESDM), Life Sciences, Light Engineering & Manufacturing, IT-ITeS sector etc.
- Production of quality cloth by handlooms and power looms to meet growing demand through scientific management and ensure sustainable gainful employment with updated technology.
- Access the global market through PPP/Joint venture

- Sustainable management of activities without any environmental consequences and optimum utilisation of natural resources and environment.
- Respect local culture and include the local population in the equitable distribution of economic operations and employment opportunities.
- Revision to compensation policy related to Project Affected People (PAP)

Tourism

- Make Maharashtra the number one State in domestic tourist arrivals
- Make Maharashtra the most preferred destination for tourism investment
- Make our State the capital of
 - Events / Conventions
 - Adventure tourism
 - Medical/ Wellness
 - Cruise tourism
- Create heritage tourism itinerary
- Provide infrastructure to tourism destination
- Connectivity and wayside amenities
- Provide employment to one million by 2025
- Eco tourism, bed & breakfast, homestay to be supported

Action Points

Industry and service

Industrial Development

- Develop a new industrial policy to provide an all-encompassing growth of the manufacturing eco-system 3 yrs
- Drive investment in focus sectors viz. Automobile & Auto component, ESDM, Textiles & Readymade garments, Defence, Logistics and food processing 3 yrs
 - Sector specific policies such as Electronics Policy, 2016 in line with M -SIPS of GoI
 - Development of speciality parks such as plastic park, textile park, solar park, logistic park etc. as envisioned by GoI & GoM
 - Special incentives for focus sectors
 - Earmarking & reservation of land for focus sectors
 - Skill development
- Develop MSME sector through 3 yrs
 - Cluster development program
 - Land reservation for MSME in MIDC industrial areas
- Improve land availability for labour intensive sectors 3 yrs
- Develop Exit policy for industries 3 yrs

Balanced regional development & inclusive growth

- Achieve balanced regional development across the State by introducing reforms to increase share of lesser developed regions 3 yrs
 - Policy intervention to promote industrialisation in regions of Marathwada, Vidarbha and North Maharashtra
 - Special incentives for units establishing operations in these regions

- Attract anchor units in these regions
- Develop robust industrial infrastructure
- Offer land at subsidised rate
- Aggressive marketing push
- Promote development of textile sector in the cotton growing belt of the State 3 yrs
- Achieve inclusive growth through 7 yrs
 - Policy reforms such as Bharat Ratna Dr. Babasaheb Ambedkar special package scheme of incentives for SC/ST & women entrepreneurs
 - Leverage Late Pramod Mahajan skill development scheme to boost 'Skill India' initiative and develop skilled workforce to ensure local employability

Develop world class industrial infrastructure

- Develop new industrial estates with abundant availability of water, power and offering last mile connectivity 3 yrs
- Land acquisition and extension of existing well developed industrial areas 3 yrs
- Develop high grade industrial infrastructure through private partnership 7 yrs
 - Integrated IT township
 - Integrated industrial area
 - At least 10 textile parks in cotton growing belt of Maharashtra
 - Integrated logistic parks, gems & jewellery park, plastic park, etc.
- Rapid development of industrial infrastructure along all the nodes of the DMIC, Auric, a smart industrial city being developed across 10,000 acres of land to provide excellent rail, road, air and port connectivity and 5 star industrial facilities 7 yrs

- Develop smart industrial townships with ‘walk to work’ concept 7 yrs
- Townships to be well equipped with social infrastructure such as international schools, hospitals, ample options for entertainment & leisure 7 yrs

Single window clearance & Ease of doing business

- To give impetus to GoI’s ‘Make in India’ initiative and enhance the business ecosystem of the State, the State Government will continue to implement major reforms to streamline regulatory processes for doing business 3 yrs
 - MAITRI to be fully operational with all services related to approvals, pre establishment and pre operations and renewals for all business units including MSME, large, mega & ultra mega projects
 - Reduction in no. of procedures and no. of days required for approvals of multiple industrial permits. Time bound approval mechanism
 - Use of ICT to computerize processes, online approvals, and faster dissemination of information within departments

Robust ecosystem for Start - Ups

- Create supportive environment to promote entrepreneurship and start-up 3 yrs
 - Policy to enable and hand hold start-ups
 - Provide access to funds
 - Establish world class incubation centres, common facilities and R & D facilities through private partnership
 - Support on marketing & promotion
 - Faster approvals and clearances
 - Reforms for easy exit

GST

- Formulate the incentives that will be available to existing and new units under Package Scheme of Incentives once GST is available 3 yrs
- Develop consumption centres by increased industrialisation, development of smart cities, etc. thereby increasing the purchasing power of the State 3 yrs

Coastal region development

- Promote development of port based industries and industrial estates in coastal areas in the with Maharashtra Maritime Development Policy and GoI's Sagarmala project 3 yrs
 - Develop port based SEZ or FTWZ in port hinterland coastal regions
 - Develop import / export based industrial clusters and logistic clusters
- Dedicated focus for the growth of less industrially developed regions of Marathwada and Vidarbha by providing better incentives and aggressive marketing push 3 yrs
- Boost the real estate industry 3 yrs
- Establish separate Ministry/Department to tackle the issues faced by the services sector 3 yrs
- Important policy formulation for industries viz. New Industrial policy, ESDM policy, Defence policy, logistics policy, IT/ITES , Agro & food processing, retail trade and flatted gala policy, Exit policy 3 yrs
- Development of the logistics through usage of river ways, canals, and dedicated freight carriers through both express-roadways and railways, multi-modal logistics parks, improving last mile connectivity, etc. 3 yrs
- With the implementation of GST, sector needs to be supported for development of hub and spoke models through larger warehouses, cold storages, etc. 3 yrs

- Adoption of technology for logistics, one-day delivery systems, etc. 3 yrs
- Access global market through PPP/Joint venture 3 yrs
- To provide speedy & online updation of land records and maps, so as to ensure correct and accurate status of the land title, tenure and other attributes 3 yrs
- To digitise and integrate all the textual land records data and spatial data pertaining to the rural and urban properties across the State so that the land title certification is possible 3 yrs
- To make all the legacy data pertaining to the land records available in the public domain so that title search is easily possible 3 yrs
- To amend relevant laws in order to simplify the process of transfer and change of use of land for industrial and business purposes 3 yrs
- Boost exports through de-congestion of major ports, development of inland shipments ports and Free Trade Warehousing Zones.
- Boost Make in Maharashtra 7 yrs
- Boost the real estate industry 15 yrs

Textile

- Implement capital subsidy in lieu of interest subsidy 3 yrs
- Establish mega power loom cluster at Ichalkaranji and Solapur with the financial support of GoI 3 yrs
- Establish web based textile data bank at Directorate of Textiles level and boost e-marketing web site of Indrayani handlooms for the prompt sale of handlooms products 3 yrs
- 100 per cent value addition on cotton produced in the State in-situ 3 yrs
- Promoting of textile parks in major cotton growing districts 3 yrs
- Promoting garmenting and processing 3 yrs

Tourism

- Tourism policy and guidelines by 2017 for 3 yrs
 - Adventure tourism
 - Medical tourism
 - Heritage tourism
 - Culinary tourism
- Monetize MTDC assets 3 yrs
- Joint ventures (JV) / Special purpose venture (SPV) to develop existing resorts/ landbacks 3 yrs
- Formulation and implementation of home stay policy 3 yrs
- Skilling development programs for guides, drivers, waiters, bed & breakfast operators 3 yrs
- Special plan for Konkan 3 yrs
 - Investment options
 - Farm tours
 - Maharashtra travel mart
- Pan India branding campaign 3 yrs
- Global branding 3 yrs
- Brand campaign 3 yrs
- Tourist Trade Act 3 yrs
- Evolve & implement a sustainable tourism policy which addresses issues related to ethical resourcing, local skill development and promotion of local culture & maintain health ecological balance 3 yrs
- Attract investments to the tune of ` 30,000 crore in ecotourism, coastal & beach tourism, island tourism sectors by encouraging investors through competent policy making 3 yrs

- Leverage partnerships with the tourism and hospitality industry through green field and brown field investments, CSR initiatives and PPP infrastructure projects 3 yrs
- Imparting skill development to the local population to not just increase local employment but also investment of locals in development programs in their vicinity in a manner such as to make them stakeholders in the process 3 yrs
- Develop capacity-building amongst industry (tourism) professionals through education and training in sustainable practices and responsible development. 7 yrs
- Identify and demarcate Land-Use zones for all coastal areas viz. Protected areas, Coastal parks and Coastal towns. 3 yrs
- Prepare of detailed master-plans and guidelines for small scale development, to regulate and achieve planned real estate development in ecologically sensitive zones. 7 yrs
- Provide protection to specific areas which contain sensitive and essential habitats, to preserve biodiversity and maintain natural heritage 15 yrs
- Preserve mangroves, lagoons and tidal mudflats for survival of fish stocks and the local flora-fauna. 15 yrs
- Protect forts, temples and places of historic significance as places of tourist interest 7 yrs
- Promote local culture, festivals, cuisines and architecture through active campaigns through the participation of local community 7 yrs
- Ease of business and simplification of procedures 15 yrs
 - In hospitality sector
 - Live events
 - Cinema theatre licensing

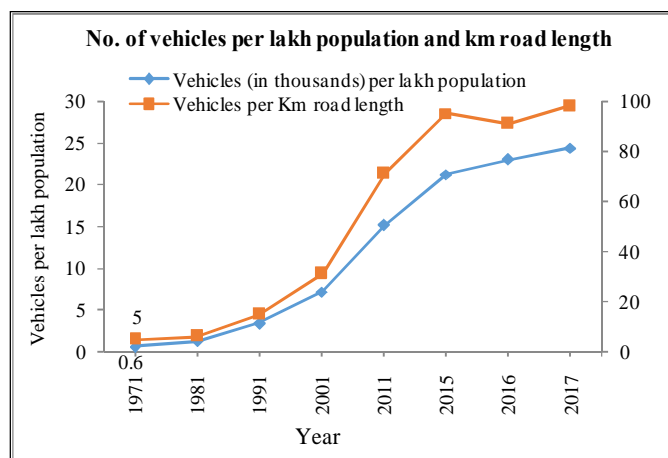
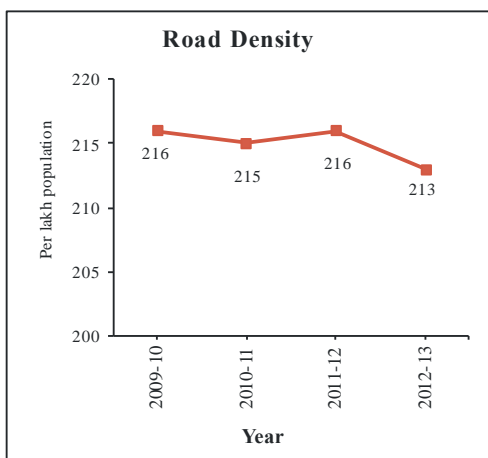
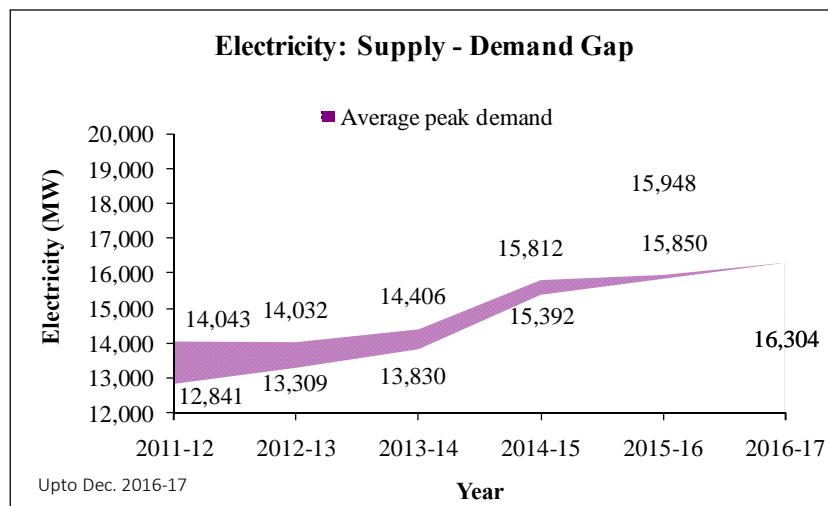
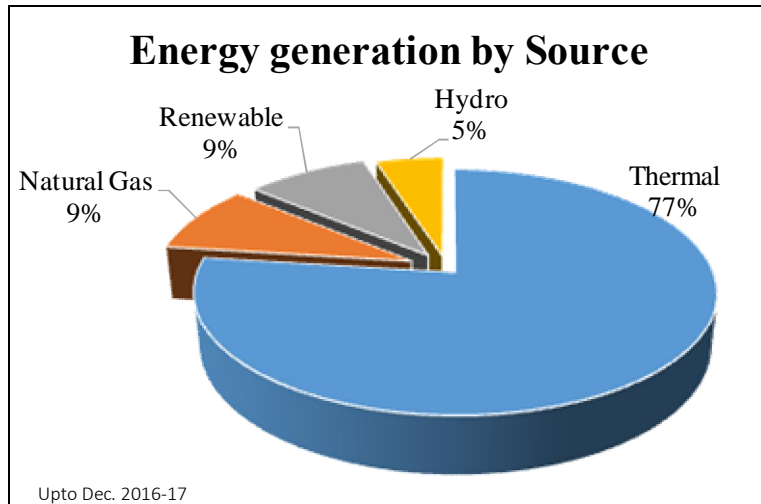


Strategic instruments (Schemes) for achieving Vision of Industry & Services sector

- Make in India and Make in Maharashtra
- Start up India – Stand up India
- Micro- Small Enterprises – Cluster Development Programme
- Pradhan Mantri MUDRA Yojana
- Package Scheme of Incentives
- Swadesh darshan scheme
- PRASAD
- National Heritage City development and augmentation scheme

Infrastructure





Current Scenario

Energy

- Thermal energy, holding a 83 per cent share, followed by Renewable, Natural gas, Hydro
- Supply likely to exceed demand, creating a surplus in the near future
- Largest power system in India with a peak power demand of over 20,000 MW. The state has a power surplus.
- Total installed capacity : 40,589 MW as on 31st December, 2016
- The State achieved 100 per cent generation capacity to meet grid demand
- The IPP power plants ready with COD and PPA will be signed as per grid requirement
- The generating capacity of MAHAGENCO : 13,357 MW as on 31st December, 2016
 - Coal based plants : 9,920 MW
 - Gas based plant : 672 MW
 - Hydel power plant : 2,585 MW
 - Solar PV power plant : 180 MW
- Source-wise contribution:
 - Thermal : 59.6 per cent
 - Renewable : 17.8 per cent
 - Natural Gas : 13.7 per cent
 - Hydro : 7.4 per cent
 - Nuclear : 1.7 per cent
- Sector-wise contribution of electricity : Total (Central & State) 41,442 MW as on 31st December, 2016
 - State Sector (MAHAGENCO) : 32.2 per cent
 - Private Sector : 50.8 per cent
 - Central Sector : 17.0 per cent
 - Total electricity consumption 81.8

Transport

Surface transport

- Well established transportation routes and transport system
- Total Road length
 - National Highways : 7,438 km
 - State Highways : 38,510 km
 - Other Roads : 2.55 lakh km
- Total road length maintained by Public Works Department and Zilla Parishads (ZP) : 2.99 lakh km
 - Of which, surfaced road length : 2.45 lakh km (81.9 per cent)
- Total road length per hundred sq. km of area : 198 km
- Total no. of motor vehicles on road : 2.78 crore in 2015-16 (share of two wheelers ó 73 per cent)
- No. of vehicles per km road length : 93
- Motor vehicles per lakh population : 23,009
- Almost 99 per cent villages connected by all- weather roads and fair- weather roads
- Railway route length in the State : 5,725 km (including Konkan railway)
- Railway route length per hundred sq. km of area : 1.90 km
- Metro Rail ó 11.4 km under Metro ó I (Varsova-Andheri-Ghatkopar)
- Mono Rail ó 19.5 km (Chembur ó Wadala Depot ó Jacob Circle)

Water transport

- 2 major and 48 non- major ports
- Cargo traffic handled
 - Major ports : 1254.61 lakh MT
 - Non- major ports : 273.58 lakh MT
- Passenger traffic handled
 - Major ports : 0.08 lakh
 - Non- major ports : 178.35 lakh

Air transport

- No. of International airports :3
 - Passengers : 117.1 lakh
 - Cargo (handled) : 4.97 lakh MT
- No. of Domestic airports : 8
 - Passengers : 372.2 lakh
 - Cargo handled : 2.49 lakh MT

Vision elements and Targets

Energy

- To ensure adequate, reliable and stable 24 x 7 power to all
- To develop and deploy renewable energy in the energy mix of the State to reduce carbon foot print in line with GoI commitments
- Bringing efficiency in the entire value chain of energy from generation, transmission and distribution to reduce the cost of energy and supply it at affordable rate
- Improving and extending infrastructure covering all households with reliable power supply by making adequate investments in the sector
- Achieve pursue demand side management and energy efficiency in all economic and other usage of electricity
- Improving consumer services by making effective use of IT
- Capacity addition of 6,460 MW (Thermal) by 2030
- Electrification of remaining 280 villages & 1,514 wadi-padas conventionally by 2020
- Capacity addition of 11,360 MW (2,830 MW through Solar) by 2030
- Target of 7,500 MW set for development of Solar Power Projects in Maharashtra by 2020 under National Solar Mission
- Solar power from Grid connected Roof Top solar Projects as per MNRE program - target 4,760 MW by 2022

Transport

- Provide safe, faster, comfortable, affordable and seamless transport services to all citizens
- Build an integrated and well-coordinated transport infrastructure encompassing all modes of transport
- Improving road safety and safe driving
- Reducing traffic congestion in cities
- Optimizing transport efficiency in all modes of transport

- Connect all District headquarters with neighbouring districts by four lane road (610 km four lane roads out of 3000 km four lane roads)
- Connect Taluka places to district headquarters by two lane roads
- Widening of MDRs to two lane (10000 km MDR out of 51,206 km MDR)
- Provide ring roads to all district headquarters (Ring roads 2000 km out of 3000 km)
- Provide By-pass roads to all Taluka head-quarters (By-pass roads 2000 km out of 5000 km)
- Maintenance of road network of 88,250 km
- Building of Nagpur ó Mumbai super communication expressway (Samruddhi Corridor)710 km. long, 8 lane highway
- Develop quality, reliable, sustainable & safe roads to support economic development and human well being with a focus on affordable & equitable access for all
- Focus on building a sustainable and eco-friendly transport infrastructure
- Provide rail connectivity to all the districts of Maharashtra
- Under *Pradhan Mantri Gram Sadak Yojana*, to achieve target of 24,439 km of road length connecting 8,315 habitations in the state.
- Under road development plan, a target of 3,37,000 km to be achieved by 2021.
- Construction of Multi Modal Corridor from Virar to Alibag which includes construction of freeway having 8 lanes for the vehicles besides dedicated lanes for buses (126 km)
- Mumbai Trans-Harbour Link connecting Sevri & Nhava (22 km) by 2021
- Completion of
 - Ahmednagar ó Vajjnath rail route (261km)
 - Baramati ó Lonand ó new line rail route (54 km)
 - Belapur ó Seawood ó Uran ó newline rail route (27 km)
 - Wardha ó Nanded ó newline rail route (284 km)
 - Doubling of Panvel ó Pen rail route (35 km) and Pen ó Roha (40 km) rail route

- Doubling of Godhani ó Kalmuna (13 km), Kalyan ó Kasara (3rd line -68 km), Bhusawal ó Jalgaon (3rd line -24 km), Wardha ó Sewagram ó Nagpur 3rd line (76 km) rail routes
- Completion of Navi Mumbai and Nagpur Metro Rail Project
- Completion Mumbai-Metro Rail Project (Phase ó IIA, III, IV, VI) and extended Mumbai Urban Infrastructure Projects (MUIP) ó (Phase I, II and III)
- Construction of Airport at Navi Mumbai
- In addition, to develop, upgrade, operate, manage and maintain five airports
- Development of 6 non-major ports
- Construction of Multi-Modal International Passenger and Cargo Hub Airport at Nagpur

Action points

Energy

- Creation of infrastructure in rural areas for 24 x 7 power for all through effective implementation of *Deen Dayal Upadhyay Gram Jyoti Yojana* and in urban areas through IPDS schemes 7 yrs
- Participated in GoI's UDAY scheme for financial turnaround of MSEDCL and to achieve operational efficiency to bring AT&C losses to 14.39 per cent up to 2019-20 3 yrs
- To achieve demand side management through Gaothan Feeder Separation and single phasing schemes 3 yrs
- Infrastructure strengthening and capacity addition to release agricultural connections on demand 7 yrs
- Increase evacuation capabilities and network strengthening to meet the growing power demand 3 yrs
- Measures such as adaptation of better practices in fuel management, modification and upgradation of systems in all areas to improve operational efficiency of thermal units 7 yrs
- Renovation and modernization of old units as per CEA guidelines 3 yrs
- Public Private Partnership through JVs and disinvestment through IPO to reduce the investment burden of the Government 7 yrs

Transport

Surface transport infrastructure

- Completion of target of 24,439 km road length under PMGSY, (of which 23,198 km completed) 3 yrs
- CMGSY launched to connect the unconnected habitations and to upgrade the existing roads not covered under PMGSY 3 yrs

- Increase the rail network by 1000 km by participating in rail projects either on EPC basis or through SPVs 3 yrs
- Metro rail projects ó 173.9 km long network across Mumbai 3 yrs
- Metro rail projects in Nagpur (38.2 km) and Pune (60.52 km) 3 yrs
- Delhi Mumbai industrial corridor ó covering 8 districts and 29 per cent of area 3 yrs
- Mumbai Trans Harbour Link ó 22 km long, 8 lane bridge including 16.5 km creek bridge with 5.5 km via ducts on land on either sides 3 yrs
- Nagpur ó Mumbai Samruddhi Corridor ó 710 km long, 8 lane highway connecting Nagpur and Mumbai 3 yrs

Water transport

- Ro-Ro services, Ro-Pax services at various points, coastal transshipment services for cargo from ports controlled by the State 3 yrs
- Development of Corporate Major Port at VadHAVAN 3 yrs
- Development of Maritime infrastructure viz. greenfield ports, jetties, port rail connectivity projects & waterways 3 yrs
- UDAN yojana to boost air travel between smaller cities by using underutilized or unused airports 3 yrs
- Develop minor ports for transporting cargo within the state 15 yrs
- De-congestion of major ports, inland dry ports with rail connectivity to the major as well as minor ports 15 yrs

Air transport

- UDAN yojana to boost air travel between smaller cities by using underutilized or unused airports 3 yrs

Citizen services and safety

- Efficient and convenient citizen services by utilizing centralized web based applications :-Vahanøfor vehicle related and :-Sarathiøfor driver related services 3 yrs
- Seamless ticketing (UMTA services) 3 yrs
- Increasing load factor of State transport by making it preferred mode of transport 3 yrs
- Education, awareness and improved infrastructure for road safety 3 yrs
- Automated driving test for drivers and fitness tests for vehicles for safe drivers and vehicles on road 3 yrs
- Improved vigilance and enforcement through the use of technology 3 yrs

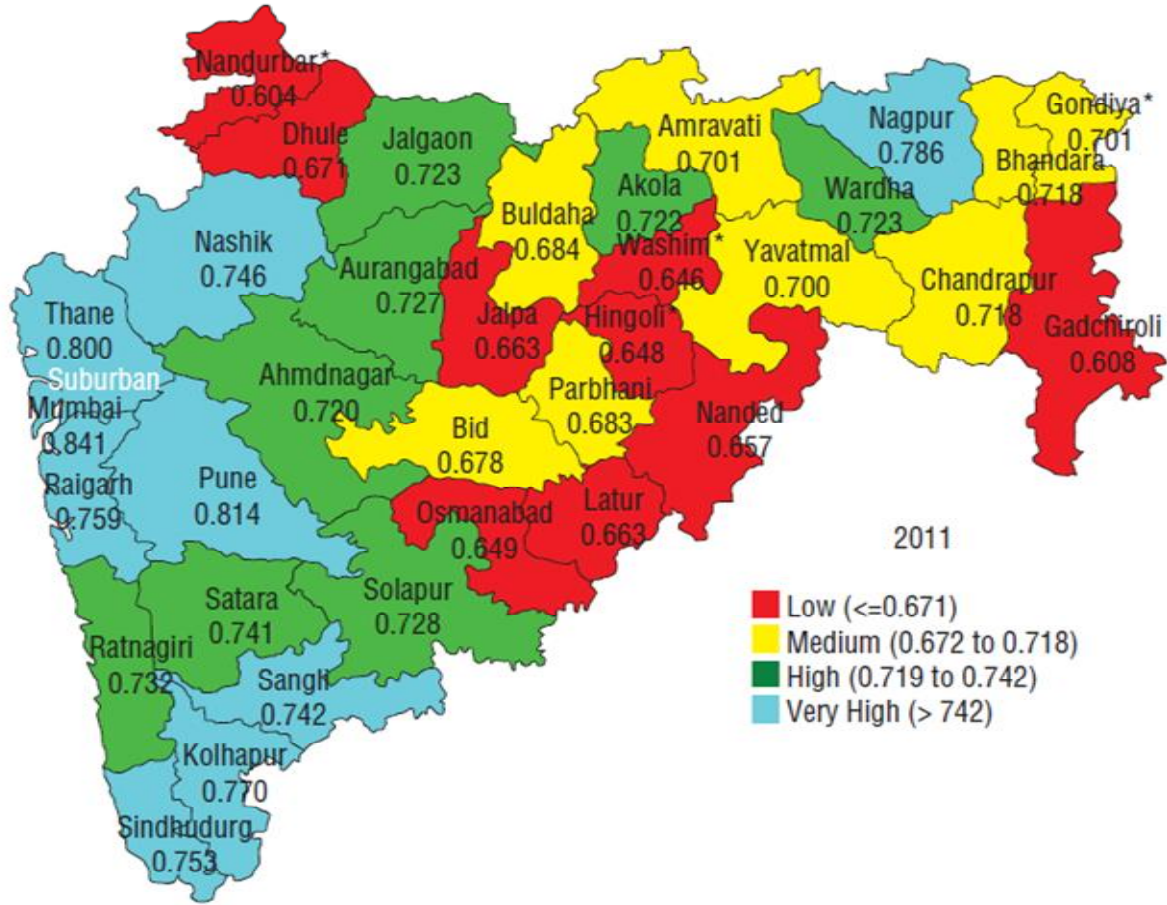
Strategic instruments (Schemes) for achieving Vision

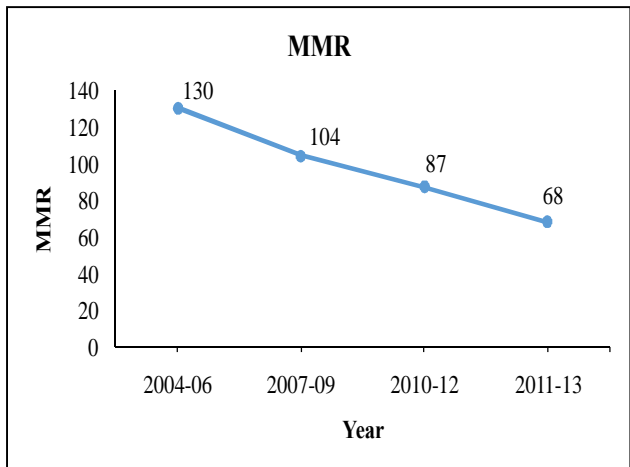
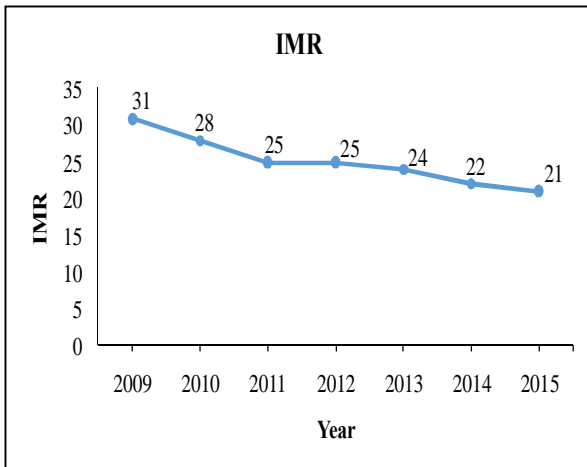
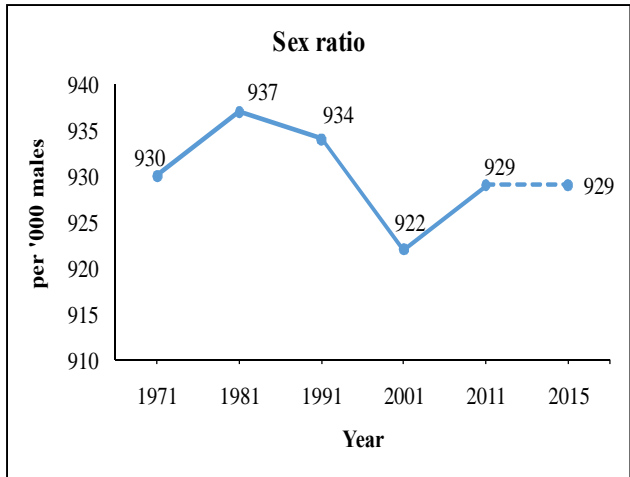
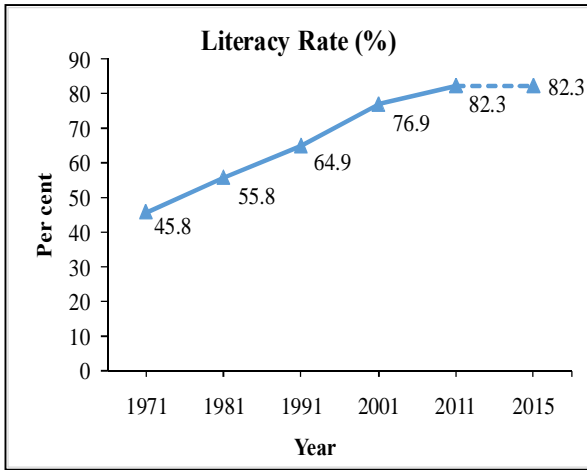
- *Deen Dayal Upadhaya* Gram Jyoti Yojana
- *Rajeev Gandhi Gramin Vidutikaran* Yojana
- Remote Village Electrification Programme
- Separate Feeder Scheme
- *Atal Saur Krushi* Pump Yojana
- Restructured Accelerated Power Development & Reforms Programme
- Pradhan Mantri Gram Sadak Yojana
- Chief Minister Gram Sadak Yojana
- Mumbai Urban Transport Mission

Social Sectors

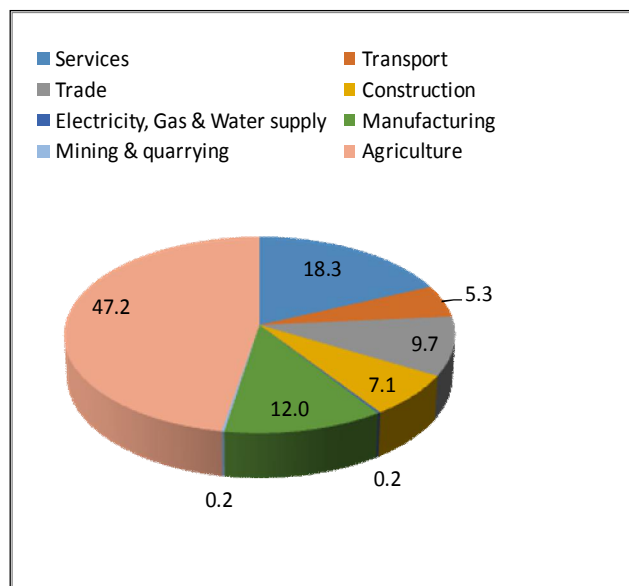


HUMAN DEVELOPMENT INDEX





Employment statistics (%)



Current Scenario

Education

- Literacy Rate (Census 2011) :
 - Rural :77 per cent, Urban : 88.7 per cent
 - Male : 88.4 per cent, Female : 75.9 per cent, Total 82.3 (All India 73.0)
 - SC : 79.7 per cent , ST : 65.7 per cent
- *Key indicators of elementary education:*
 - Density of schools/divisions per 10 sq.km (2015-16) :
 - Primary : 2.8
 - Upper primary : 1.5
- Schools/divisions per 1000 child population (2015-16) :
 - Primary (6 to 11 year) : 8
 - Upper primary (11 to 14 year) : 7
- Average students per class room (2015-16) : 31
- Percentage of schools having safe drinking water facility : 99.7
- Percentage of schools having separate functional toilets facilities to girls :99.4
- Total Enrolment (Primary) (2015-16) : 160.44 lakh of which girls enrolment was 75.19 lakh
- Pupil-Teacher Ratio (Primary) (2015-16): 31.2
- Dropout rate of students : (2015-16)
 - Primary : 1.26
 - Upper primary : 1.45
- Status of learning outcomes based on learning indicators (ASER 2016)
 - Reading ability :
 - Percentage of students in Std III who can read at least Std I level text : 61.6

- Percentage of students in Std V who can read at least Std II level text : 62.5
- Arithmetic :
 - Percentage of students in Std III who can do at least 2 digit subtraction : 23.9
 - Percentage of students in Std V who can do at least division : 20.3 (with borrowing)
- *Key indicators of secondary education:*
 - Total Enrolment (2015-16) : 64.24 lakh of which girls enrolment 29.24 lakh
 - Pupil-Teacher Ratio (2015-16) : 29
 - Dropout rate of students (2015-16):
 - a) Secondary 12.4
 - b) Higher Secondary 1.8
- Out of school children identified (2015-16) : 74,971
- Higher Education Enrolments:
 - Male - 20.98 lakh, Female - 15.95 lakh
 - GER of student (18-23 years) 29.9 per cent (as per AISHE report 2015-16)
- As per the reservation policies, 30 per cent seats reserved for girl students, in order to encourage girls for Higher education
- Reservation policy for Minorities, socially backward classes
- Scholarship schemes for socially and economically backward classes
- Reservation policies applicable across Public Universities, Self-financed Universities, and various government aided & non-aided educational institutions
- Six Self-financed (Private) Universities already functioning in the State
- To improve the quality of institutions and the overall education system, the State Government, mandated all colleges to be rated by National Assessment and Accreditation Council (NAAC) / National Board of Accreditation (NBA)

Health

- Doctor - Population Ratio: 1:1418
- Infant Mortality Rate (IMR): 21 as per SRS 2015



- Death rate: 6.0
- Birth rate: 6.5
- Total Fertility Rate (TFR): 2.3 (2013)
- Maternal Mortality Ratio (MMR): 68
- Neo-Natal Mortality Rate: 15
- Under 5 Mortality Rate: 24
- Child Sex Ratio: 894
- TB incidence rate : 1.67 per 1000 persons per year

Rural Health Infrastructure

- The State Government created health infrastructure to provide comprehensive health services to the people especially in rural areas:
 - Sub-Centres : 10,580
 - Primary Health Centres (PHCs) (including Mini PHCs and Additional PHCs) : 1,811
 - Community Health Centres (CHCs) : 360
 - Sub- Divisional Hospitals : 86
 - District Hospitals : 23
 - Mobile Medical Units : 40
 - More than 58,000 ASHAs and more than 14,000 ANMs working in the state

Urban Health Infrastructure

- Urban Health Posts in Municipal Corporation Area : 550
- Urban Health Posts in Municipal Council Area: 138
- Average one Urban Health Post per 57,500 population
- 1,015 ANMs (Auxiliary Nursing Midwife) posted under Reproductive & Child Health (RCH) II i.e. one ANM per 10,000 population
- 33 ANMs posted in Cantonment Board Areas
- One ANM per 12,500 population in Municipal Corporation area & One per 10,000 in Municipal Council area

Health Indicators

- Crude Death Rate (CDR) : 6.0 (2014)
- Crude Birth Rate (CBR) : 16.5 (2014)

Women and Child Development

- Child Sex Ratio : 894
- Percentage of Children (0-5 yrs) according to nutrition grades
 - Normal : 89.6, Moderately underweight : 9.1, Severely underweight : 1.3
- ICDS, a national flagship programme, aims at improving nutritional and health status of children (under six years of age) and providing optimum opportunity for their growth and development.
 - Anganwadis / Mini-Anganwadis - 1,10,486
 - Anganwadi workers (including helpers) & 3,299 Supervisors - 1,97,260
 - Children (0-6 yrs) getting benefits through these Anganwadis ó 79.66 lakh
 - Pregnant & Lactating mothers getting benefits under these Anganwadis ó 12.51 lakh
- Child Protection :
 - 12 Observation homes run by government with total intake capacity of 600
 - 48 (19 for girls and 29 for boys) Observation homes run by NGOs with total intake capacity of 4,275
 - Orphan, abandoned, missing, working children are admitted in these homes as per recommendations of Child Welfare Committees/Juvenile Justice Boards
 - 25 Children homes run by government with total intake capacity of 2,990
 - 994 Children homes run by NGOs and total intake capacity of 82,859
 - 6 After care homes run by government with total intake capacity of 600
- More than 80,000 Self Help Groups comprising more than 11 lakh women working towards women empowerment



Labour

- District task force formed in 36 districts under the chairmanship of District Collector to carry out raids and rescue child labour
- Implementing massive awareness campaign

Skill Development

- Existing institutions in the State:
 - Common Service Centre : 11,756
 - Industrial Training Institutes : 416
 - Polytechnic Colleges : 1,034
 - Engineering, Pharmacy, Hotel Management & Architect Colleges : 74
- Education/trainings in the various fields : 4.48 lakh candidates
 - Craftsman Training Scheme (CTS) : 1.66 lakh
 - Apprenticeship Training Scheme (ATS) : 0.55 lakh
 - Pre SSC : 0.53 lakh
 - Plus two vocational : 0.71 lakh, Bifocal : 0.76 lakh
 - 829 Industrial Training Institutes (ITIs)/ Centers with total Intake capacity of 1.37 lakh functioning under Craftsman Training Scheme (CTS)
 - MSBVE : 0.27 lakh
- Under Advanced Vocational Training Scheme (AVTS) a multicourse project,
 - No. of institutes : 8, No. of courses offered : 14
 - Intake capacity : 8,240 trainees

Water Supply and Sanitation

- Percentage of rural population covered under Piped Water Supply (PWS) : 84.9
- Percentage of rural families with IHHL: 63
- Percentage of ODF Gram Panchayats in the State : 26.8 per cent as against 13.7 per cent in India: Ranks 1st in India
- Under *Swachh Bharat Abhiyan* 51 towns have been declared ODF and 2 towns have become swachh.



- Waste water treatment capacity
 - Created : about 3,500 MLD
 - Under progress : about 1,700 MLD

Rural Development

- Out of 29 subjects, only 15 subjects are transferred to Panchayat Raj Institutions
- As per the directives of 14th Finance commission, Gram Panchayat Development Plan (GPDP) is being prepared in the State since 2015-16
- As per Socio Economic Caste Census 2011, there are 18,51,168 houseless families in the State
- As per BPL Census-2002, approximately 2 lakh families are landless (These families have no access to housing unless they are provided land for construction of house)
- *Deendayal Aantyo day Yojana* - National Rural Livelihood Mission (DAY-NRLM) ó
 - Total 12.87 lakhs households have been mobilized into Self Help Groups (SHGs)
 - Total 1.17 lakh women SHGs and their institutions exist under DAY-NRLM
 - Total 14,000 trained Community resource persons and other cadres have been deployed
 - Total credit access to SHGs : ₹ 855 crore
 - Total 2,000 youths have been trained under Deen Dayal Upadhyaya Gramin Kaushalya Yojana
 - Total 1,00,820 youth have been trained under Rural Self Employment Training Institutes (RSETIs)
- Road length of 27,055 km is sanctioned under Pradhan Mantri Gram Sadak Yojana I & II. Of this, 23,198 km road length has been completed up to November, 2016
- CMGSY scheme started on the lines of PMGSY since 28th October, 2015 in the State to connect the unconnected habitations and to upgrade the existing roads those are in bad conditions and not covered under PMGSY
 - District wise distribution of 7,200 km roads completed (2,000 km during 2015-16 and 5,200 km during 2016-17)



- Administrative approval given to 333 roads of length 2,020.79 km costing ` 1,112.63 crore during 2015-16
- Aaple Sarkar Seva Kendra are established in approx. 18,000 Grampanchayats in the State, through which online notified services are provided to citizens
- Percentage of population using safely managed drinking water : 83
- Habitation-wise drinking water status:
 - Covered by Piped water supply (PWS): 68.3 per cent
 - Covered by Hand-pump/Bore-well: 26.0 per cent
 - Covered by Others: 5.7 per cent
- Litres per capita per day (LPCD) wise coverage status (as per 40 LPCD):
 - Fully covered habitations: 87.8 per cent
 - Partially covered habitations: 11.9 per cent
 - Quality affected habitations: 0.4 per cent
- After the Base Line Survey in 2012, there is significant improvement in Sanitation coverage to the tune of 18 per cent
- The State ranked 1st in India in respect of number of Gram Panchayats becoming Open Defecation Free (ODF)
- Achieve access to adequate and equitable sanitation and hygiene for all and end open defecation, paying special attention to the needs of women and girls and those in vulnerable situations
- About 18.51 lakh houseless families in the State
- Jawaharlal Nehru National Urban Renewal Mission (JNNURM) - Target dwelling units: 1,75,032
 - Basic Services to the Urban Poor (BSUP): 97,147
 - Integrated Housing & Slum Development Programme (IHSDP): 77,885
 - Of which dwelling units completed (upto 30th June, 2016): 1,26,443
- *Pradhan Mantri Awas Yojana* (PMAY) ó Proposed 1,81,934 dwelling units to Central Sanctioning and Monitoring Committee (CSMC) and approval of 1,07,874 dwelling units received
- The major service level benchmarks w.r.t. urban water supply prescribed by the Government of India Ministry of Urban Development

Sr.No.	Indicator	Benchmark
1	Coverage of water supply connections	100 per cent
2	Per Capita supply of water	135 lpcd
3	Extent of non-revenue water 15 per cent	15 per cent
4	Extent of metering	100 per cent
5	Efficiency in collection of water charges	90 per cent

- The civic amenities are lacking in many of the urban council areas
- The Right to Services Act is implemented in all Municipal Corporations and Councils. The services have been made online in AMRUT cities

Food & Civil Supplies and Consumer Protection

- 1.62 crore families (about 7 crore beneficiaries) in the State included under National Food Security Act, 2013
- Foodgrains distributed through 51,204 fair price shops in the State
- Digitization of 2.40 crore existing ration cards completed under the computerization project of Targeted public distribution system (TPDS)
- So far, of the 7.00 crore NFSA beneficiaries, Aadhar seeding of 85% beneficiaries completed
- Fair Price Shops will provide ration to beneficiaries through PoS devices by authenticating their Aadhar based biometric identity
- Currently about 4.32 lakh MT food grains allocated under public distribution system
- 1,106 godowns having capacity 6.56 lakh MT exist in the State
- 1.82 crore beneficiaries recorded till 31st December, 2016 under modified direct benefit transfer scheme
- Since inception (15th November, 2014) 1.87 crore beneficiaries (88.7 per cent) benefitted under Modified Direct Benefit Transfer to LPG consumer (MDBTL)

- Report of Wholesale and retail prices of essential commodities submitted to the Central Government on a daily basis
- Imposed stock limit up to 30 September 2017 on Pulses, Edible Oils and Edible Oilseeds (Soya bean exempted from this stock limit from November, 2016)
- Meetings with Wholesalers and Retailers of pulses conducted by all District Collectors, Deputy Commissioner (Supply) and Controller of Rationing, Mumbai on a regular basis
- 5,646 authorized licenses issued for verification and stamping to manufacturer, dealers & retailers
- State Consumer Disputes Redressal Commission is functioning in Mumbai while two circuit benches are functioning at Aurangabad & Nagpur respectively
- 40 District Consumer Consumer Disputes Redressal Forum formed in 36 districts

Social Justice & Tribal Development

- Supply of prescribed volume of food grains to priority beneficiaries for successful implementation of National Food Security Act which is being implemented from 1st February, 2014
- 1.48 crore families consisting of 7.00 crore beneficiaries in the State included under National Food Security Act (NFSA)
- NABARD sanctioned loan of ₹ 484.13 crore to construct godowns having capacity of 5.95 lakh MT
- To carry out the Verification & Stamping, 5,646 authorised licenses issued to manufacturers, dealers & repairers in the State
- The number of complaints recorded in the Forum since beginning is 3,71,192 out of which 90 per cent complaints are disposed off and 10 per cent complaints are pending any no. of complaints recorded in the State Commission since beginning is 79,430 of which 85 per cent complaints are disposed off and 15 per cent complaints are pending
- As per Census 2011, out of 33.11 lakh SC households (HH), only 12.59 lakh HH are living under pucca roof of house in rural and urban areas
- Presently there are 341 Government hostels for SC girls and boys
- SC student be sponsored in unaided reputed school ó Scheme is being prepared for Cabinet approval



- At present 16 lakh students are benefiting scholarship and free ship schemes. out of that near about 2 to 3 percent are Adhaar seeded
- At present 50 students are sponsored under foreign scholarship schemes.
- Existing 86 workshops for persons with disabilities are running conventional trades.
- At present, 19 old age homes are functioning.
- Development of SC entrepreneurs and providing support in starting their own economic activity- Scheme is recently launched.
- Rightful and suitable development of all the castes groups in the city of Scheduled Castes in the State - Scheme is recently launched.
- There are 529 Ashram schools run by Tribal Development Department, of which 438 school are having own building & remaining are in rental premises
- 5 per cent of TSP fund provided directly to Panchayat extension to scheduled areas (PESA) gram panchayat through RTGS
- Under FRA by end of July, 2016 total 1.46 lakh Individual Forest Right sanctioned against it, 3.28 lakh acre land distributed
- Total 5,507 Community Forest Rights sanctioned and against it, 17.66 lakh acre land distributed

Human Development Index (HDI)

- Human Development Index (HDI), a measure of three dimensions viz. longevity (life expectancy), education and decent standard of living (per capita income in purchasing power parity (PPP US\$)), is 0.752 as per Maharashtra Human Development Report 2012 (MHDR 2012)
- Nine districts are very highly developed (HDI 0.742 and above), eight districts are highly developed (HDI 0.720 to 0.742), eight districts are medium developed (0.678 to 0.718) and nine districts are low developed (HDI 0.671 and less)
- The State ranks 5th as per India Human Development Report 2011, which is based on 2007-08 data. MHDR 2012 shows significant improvement in the HDI of the State
- Only State to initiate 'Human Development Mission (HDM)', separate machinery to improve human development indicators, which is now converted to Human Development Commissionerate
- The State has taken steps to compute taluka level HDI and the report is expected soon



Vision elements

Education

- Free, equitable and quality school education; Ensure inclusive and equitable, quality higher & technical education
- 100 per cent enrolment and retention in school education including vocational education
- Promote lifelong learning opportunities for all
- Promote industry collaboration in higher educational institutions
- Ensure safe drinking water facility and separate toilet facilities to girls in all schools
- Establishing World Class Universities
- Promote choice based credit system
- Eliminate gender disparities and provide access for all men and women to affordable and quality education
- Innovation, research and development through effectively incentivising patents and inventions at higher educational institutes
- Access and equitable distribution of higher learning by making it available to various tribal, rural and hilly parts of the State
- Enhancing the GER to at least 50 per cent in Higher Education till 2030 and equitable distribution of GER across various categories like men & women, socially backward classes, minorities, etc.
- Providing education to every child till 18 years of age (till the completion of higher secondary stage or equivalent skill courses)
- Assessing learning outcomes of the students based on the learning indicators
- Establish quality self-financed Universities at key districts of the State for enhancing access and overall quality of Higher Education

Health

- Universal access to quality healthcare with special attention to vulnerable groups such as women, children, the disabled and the aged
- Enhance average Life expectancy to 77 years



- Reduce
 - Maternal Mortality Ratio (MMR) to less than 19 per lakh live births
 - Neonatal mortality rate to less than 10, Still Birth Rate to less than 6
 - Under 5 Mortality rate to less than 15
- Maintain Total Fertility Rate at 1.8
- Ensure reduction in TB incidence rate by 80 per cent
- Ensure eradication of Malaria, Dengue, Chikungunya, Japanese Encephalitis, Leptospirosis, Swine Flu, Hepatitis A, Cholera and Leprosy
- Reduce burden of diseases & improve Disability adjusted life year (DALY)
- Provide Mental Health for all in need
- Make Maharashtra a blindness free state
- Enhance Health and IT Infrastructure
- Issuance of handicap certificate - target of 90% completion
- Assured Quality Standards for the care received by our patients
- Redefined Procurement and Supply Chain Management
- Increased access to Trauma Care
- Promoting Public Private Partnership for increasing access to quality and affordable healthcare to our patients
- Promotion of AYUSH to provide alternate sources of treatment to out patients
- Eradication of Malnutrition
- Reduction in HIV and AIDS
- Provision for Safe and Tested Blood
- Reduce injecting drug users (IDUs) to 200 and transform these IDUs to opioid substitution treatment (OST)
- Reduce the disability in leprosy patients to less than 1 case per million population
- Reduce injecting drug users (IDUs) to 200 and transform these IDUs to opioid substitution treatment (OST)
- Reduce the disability in leprosy patients to less than 1 case per million population

- Ensure "Zero" child deformity cases and zero stigma and discrimination
- To upgrade health institutions to Indian Public Health Standard and comply with quality standards of NABH certifications
- To improve availability and accessibility of services by establishing new health institutions based on population and distance norm
- Universal access to sexual and reproductive healthcare services
- Achieve full coverage of immunisation
- To ensure wasting reduction till 4 and stunting reduction till 18
- Tackling of communicable as well as non-communicable diseases
- Setting up of health disaster management team with all equipments at all primary, secondary and tertiary centres
- Continuous up-gradation of skills by capacity building through training
- PPP model for establishing new medical colleges at all districts
- Telemedicine facilities and extensive use of ICT

Women and Child Development

- Enhancing child sex ratio to 950
- Eradicating child malnutrition
- Prevention of intergenerational malnutrition cycle
- Social and Economic empowerment of women to contribute as equal partners in development of the State
- Women and children thriving in a safe and protective environment free from violence and discrimination

Labour

- Promote sustained, inclusive and sustainable economic growth, full and productive employment and decent work for all
- Take immediate and effective measures to secure the prohibition and elimination of child labour, eradicate force labour
- End child labour in all its forms by 2025
- Protect labour rights and promote safe and secure working environments for all workers (including migrant workers in particular women migrants and those in precarious employment)

Skill Development

- Reduce unemployment among youth
- Strengthen industrial linked skill development programmes to make trainees competent for wage and self employment
- Special focused skill training programmes for female
- Revamp and strengthen various courses according to needs of industries
- Recognition of prior learning, up-skilling and re-skilling programmes
- Focus on short relevant and effective courses, short term training courses on demand
- Total approximate candidates to be trained per year : 5.47 lakh educated, trained, skill trained, increase of one lakh every year

Water Supply and Sanitation, Rural and Urban Development & Housing

- Conjunctive use of all forms of water (rain, surface, ground)
- Improved & sustainable access of drinking water supply and sanitation infrastructure
- Improved service delivery in WATSAN sectors
- Capacitate rural communities to manage their drinking water sources and sanitation facilities
- Reduce Non-Revenue Water (NRW), adopt automotive systems, install water meters, preventive maintenance for optimum Operation & Maintenance (O&M) by the users
- Sustainability of drinking water sources through artificially strengthening resources (Source-Resource relationship) that replenish them, on aquifer basis, reducing risk of concurrent droughts
- Undertake Re-duce, Re-use, Re-cycle projects upfront
- Building water grids to conquer drought conditions i.e. transporting water from water surplus to water deficit
- Participatory water quality surveillance and monitoring
- Make Maharashtra Open Defecation Free (ODF)
- Bring in solid waste and liquid waste management along with environmental cleanliness to move from ODF to ODF+



Rural Development

- Assignment of subjects to Panchayat Raj Institution as per Constitution
- Encourage public participation in micro-planning with socio economic balance of village
- Ensure access for all to adequate, safe and affordable housing with common sanitation plan and basic services
- Impact trainings to rural youths and provide jobs as per skills developed in them
- Connectivity to all villages by fair weather roads
- Digital evolution for forthcoming economic revolution of country

Urban Development

- Development of well-planned urban townships
- Achieve service level benchmarks for Urban Water Supply, Sanitation & Urban infrastructure
- Make cities and urban communities Smart by 2030
- Make cities green and liveable
- Make cities human friendly ó need for elderly, children and differently abled in the cities

Housing

- Ensure access for all to adequate, safe and affordable housing and basic services
- Ensure affordable housing for all having no pucca house by 2022

Water Supply & Sanitation, Rural & Urban Development & Housing

- Achieve universal and equitable access to safe and affordable drinking water for all
- Percentage of population using safely managed drinking water is 80 per cent, remaining 20 per cent to be covered by 2020-21
- Percentage of population having Individual Household Latrine (IHHL) is 65 per cent, 15 per cent to be covered by 2020 and remaining 20 per cent to be covered by 2030

- Achieve access to adequate and equitable sanitation and hygiene for all and end open defecation, special attention to the needs of women and girls and those in vulnerable situations
- Disaster Management
- Impact trainings to rural youths and provide jobs as per skills developed in them
- Every family should have a pucca house with water connection, toilet facilities, 24x7 electricity supply and access
- Achieving service level benchmarks for urban water supply
- Development of well-planned urban townships ó (creation of civic amenities, moderate facilities for senior citizens, children etc.)
- Citizen centric urban governance-minimum government-maximum governance
- Coverage of remote habitations and disadvantaged sections of the society on priority basis
- *Deen Dayal Aantoday Yojana* ó National Rural Livelihood Mission (DAY-NRLM) -
 - To mobilise 45 lakh households into Self Help Groups (SHGs) by 2030
 - To form 4.09 lakh women SHGs & their institutions under DAY-NRLM by 2030
 - To train 2.5 lakh Community Resource Persons & other cadres & deploy them after trainings by 2030
 - Provide credit access of ₹ 12270 crore to SHGs by 2030
 - To train 3 lakh youth under *Deen Dayal Upadhyaya Gramin Kaushalya Yojana* by 2030
 - To train 3.25 lakh youth under Rural Self Employment Training Institutes (RSETIs)

Food & Civil Supply

- Regular distribution of right quantity food grains to right and eligible beneficiaries in transparent manner under National Food Security Act, 2013
- Effective implementation of Legal Metrology Act, 2009 and Consumer Protection 1986



- Enhance storage capacity of godowns to store food grains under public distribution system
- To control prices of essential commodities

Social Justice

- Rightful and suitable development of all the castes groups in the State
- Effective monitoring and utilization of 5% Tribal Sub Plan to PESA Gram Panchayat

Social Justice, Tribal Development, Food & Civil Supplies and Consumer Protection

- Housing for all SC and Navboudhha households of the state
- Expansion of Hostels (by increasing the number as well as capacity) for boys and Girls with adequate facilities. To provide 500 Government Hostels till 2020 and 800 hostels till 2030 for SC girls and boys.
- Sponsorship to SC student in unaided reputed school
- Better targeting of scholarship and free ship schemes by linking through Aadhar and Direct Benefit Transfer (DBT). To ensure that all scholarship and freeship schemes beneficiary are linked to Aadhar for DBT
- Providing opportunities of Higher Education to SC youth abroad by expanding current scholarship schemes
- Up-gradation workshop for persons with disability
- Providing arable / cultivable land with all essential Input - like fertilizer, farm Equipment, insecticide etc. to BPL SC families
- Expanding old age homes to every taluka of the State with all tined standards of core. Cover all districts with old age homes and dignity living for the old till 2020 and cover all major and required cities till 2030.
- Development of SC entrepreneurs and providing support - in starting their economic activity. Development of SC entrepreneurs and providing support to 1000 entrepreneurs per year till 2020 and 2000 entrepreneurs per year till 2030.
- To improve physical infrastructure quality of education in Govt. aided schools & ashram schools



- To improve Health and Nutrition status amongst ashram school students and for vulnerable/soft groups such as women and children from ST communities
- To provide pucca roof houses in rural and urban areas in the following manner:
 - To provide 2.40 lakh houses for all households (HHs) of Economical Weaker Section (EWS) and Lower Income Group (LIG) category of SC giving maximum subsidy to them by 2020
 - To provide all remaining HHs of any income group with substantial subsidy to improve their living conditions by 2030
- 25000 SC students till 2020 and 50,000 SC students till 2030 to be admitted in unaided reputed schools.
- Sponsorship to 150 students till 2020 and 300 students till 2030 for foreign scholarship schemes. Upgrading 86 workshops for persons with disability as per the latest technology till 2030
- Rightful and suitable development of all the castes groups in the city of Scheduled Castes in the State and development of 1,000 entrepreneurs per year till 2020 and 2000 entrepreneurs per year till 2030

Human Development Index

- To improve HDI of the State to 0.900
- To improve HDI of backward blocks up to the State average



Action Points

Education

- Technology enabled solutions for tracking of enrolment, attendance, quality education (learning achievements) upto 18 years of age 15yrs
- Special drive to identify out of school children 3 yrs
- Effective implementation of SSA, RMSA, Mid-Day meal programme 15yrs
- Promote Digital learning in classroom 15yrs
- Promotion of skill courses at Secondary and Higher secondary level 15yrs
- Continuous development of teachers and officers 15yrs
- Monitoring or rationalization of schools 7 yrs
- Community mobilisation, CSR, Alumni Association 15yrs
- Encourage establishment of new Universities at educationally and socially backward areas 3 yrs
- Establishing self-finance universities for enhancing access and overall quality of higher education 3 yrs
- Encourage establishment of polytechnic colleges at taluka level 7 yrs
- Creation of state wide digital platform for e-learning 3 yrs
- Policy formulation for Zero tolerance approach on gender discrimination and violence 15yrs
- Encourage hostel facilities for girl students at various district/taluka/important places to improve participation of girls in higher education 15yrs
- Establishing quality technical and professional institutes at each 15yrs

district of the state

- Encourage introduction of new scholarship schemes for students from educationally backward areas, tribal areas etc. 15yrs
- Strict implementation of reservation policies at institution level for persons with Disability, and framing of new policies regarding scholarships to disabled people to give equal opportunity in higher education 7 yrs
- Framing policies for appropriate reservation of seats for minority community at various polytechnic colleges, technical educational institutions and skill related courses 7 yrs
- Wide digital platform for e-learning 15 yrs
- Policy formulation for Zero tolerance approach on gender discrimination and violence 15 yrs
- Enhance access to various skill based programs at all the educational institutes in the state 15 yrs
- Frame policies to mandate adopting at least one skill based program as per the National Skill Qualification Framework (NSQF) at every educational institution in the State 7 yrs
- Frame necessary guidelines to promote collaborations with various industries for assessment and conducting skill based programs and help students gain necessary skills to become employable 7 yrs
- Promote and create State of The Art Research Facilities 7 yrs

Health

- No patient to travel more than 6 km distance to reach a sub-centre & more than 25 km to reach a PHC or any health institution above that level 15 yrs
- Setting up of Independent minimum 100 bedded hospital with Neonatal Intensive care unit (NICU) at each District 3 yrs



- Creation of new health facilities including Specialty Hospitals and 3 yrs
adequate maintenance of existing facilities
- Reducing neonatal mortality especially for inaccessible tribal areas 15Yrs
- Reducing Maternal Mortality by effectively implementing as Janani 3 yrs
Suraksha Yojana (JSY) and Matrutva Anudaan Yojana
- Functionalisation of all L3 Delivery points including 3 yrs
operationalisation of BSU/BB
- Integration of Non-Communicable Disease (NCD) Program with 15 yrs
Rajiv Gandhi Jeevandayi Aarogya Yojana and increasing awareness
on lifestyle diseases through IEC
- Integration of AYUSH with comprehensive primary healthcare 15 yrs
services
- Tackling of Communicable as well as Non Communicable Diseases 3 yrs
by opening bariatric departments at various health care centres
- Eradicate Blindness by timely surgery for cataract, regular screening 15 yrs
and cornea donation through the National Programme for Control of
Blindness
- Reduction of malnutrition by implementing IYCF policy, creating 15 yrs
more Child Treatment Centres (CRCs) and Nutritional
Rehabilitation Centers (NRCs)
- Care support and treatment and targeted interventions for 15 yrs
eradication of new HIV and AIDS cases and 100% treatment of
existing cases
- Eradication of malaria by increased surveillance, IEC and 15 yrs
investments in diagnostic and treatment facilities
- Active survey and increased surveillance in high epidemic districts 7 yrs
to eradicate leprosy new cases
- Vector management and inter-sectoral coordination for eradicating 7 yrs
Dengue



- Ensuring early detection and complete cure for Chikunguniya 15 yrs
- Japanese Encephalitis vaccination and capacity building of ASHAs for early referral of encephalitis cases 3 yrs
- Sustaining expertise in leprosy 3 yrs
- Capacity building of public and private physicians to treat Cholera cases 15 yrs
- Effective ways to be adopted for reduction in TB cases 7 yrs
 - Ensuring MDT drug supply free of cost and with effective distribution
 - Establishment & maintenance of good surveillance system
- Inter department coordination with Agriculture and Animal Husbandry departments to eradicate Leptospirosis 3 yrs
- Lab surveillance for Influenza strains and free vaccines for high risk groups 3 yrs
- Collaboration with private business entities to create health infrastructure, provide additional services and increase overall access to healthcare for our patients 7 yrs
- Filling up all vacant positions of health care providers for increased service to our patients 3 yrs
- Ensuring 100% NABH accreditation of all health institutes 15 yrs
- Increasing the intake capacity of medical colleges (including super specialty courses) and opening up of new medical colleges in private and public sector 3 yrs
- Effective use of Information Technology for 7 yrs
 - Improving Governance, Enhancing transparency & effectiveness
 - Reducing Manual workload & introducing cost effectiveness

- Computerised Hospital & Patient health Record
 - Telemedicine
- Task force recommendations on Palghar district action points to be adopted 15 yrs
- Strengthening & expanding Rural and Urban Public Health Infrastructure (Manpower, Instrument / Equipment / 30 bed hospital at taluka level etc.) 15 yrs
- Area specific targeted interventions for reducing neonatal mortality especially for inaccessible tribal areas 15 yrs
- Functionalisation of all L3 Delivery points including operationalisation of BSU/BB 7 yrs
- Tracking of all ANC and birth plan monitoring, Counselling and referral plan; Basic lab investigations for all ANC; High risk identification and follow up; Post natal care 7 yrs
- Strengthening routine services within the integrated health services & improving quality of clinical service and management of acute and chronic complications 7 yrs
- Ensuring MDT drug supply free of cost and with effective distribution 7 yrs
- Establishment and maintenance of good surveillance system 7 yrs
- Logistics & Diagnostic Facilities at DH 7 yrs
- Inclusion of Screening programmes for Cancer and other NCDs in RGJAY empanelled hospitals, camps 7 yrs
- Establishment of highly equipped Trauma Care Units with trained personnel 7 yrs
- Availability of well-equipped ambulances throughout the state; Call centre for ambulance 3 yrs
- Health disaster management at each level 7 yrs



- Accreditation with Private/charitable Hospitals for free / 15 yrs
concessional services to BPL families
- Out sourcing of clinical services 15 yrs
- Use of Public facilities (e.g. Laboratory, CT Scan, USG, etc.) for 15 yrs
Private/ NGO sector
- Restructuring Department to align with new Health challenges to 15 yrs
deal with Epidemiological Transition
 - Emerging infectious diseases (like Bird Flu, Swine flu, etc.) &
Out breaks
 - Non-communicable diseases
 - Geriatric Health
 - Mental Health
- Special project for Gadchiroli and Palghar (NCDR more than 7 yrs
50/100000) through proper deployment of HR, strengthening of
infrastructure and availability of all requisites for the programme
- Improving quality of clinical service and management of acute and 15 yrs
chronic complications
- Monitoring Availability of drugs 15 yrs
- Increasing the intake capacity of medical colleges and PG 15 yrs
Institutions for increasing their intake capacity of broad and super
speciality courses
- Increasing the skill and knowledge at MBBS level through the 15 yrs
fellowship and certificate courses and basic training

Women and Child Development

- Convert girls in to assets through education, skilling, employment, 3 yrs
enabling equity in decision making
 - Implementation of *Majhi Kanya Bhagyshree* scheme &

SABLA scheme

- Skill training and employment to poor woman through CSR (e.g. two wheeler training through Zaffiro, Chauffar training through iCare, etc.)
 - Effective implementing & schemes viz. goat farming, backyard poultry, dairy for self help groups through MAVIM
- Rewards for family and community for enhancing child sex ratio 3 yrs
 - Rewards for mother, grand mother for celebrating grand child and villages for achieving child sex ratio of more than 1000
 - Information, Education and Communication (IEC) activities
 - Beti Bachao Beti Padhao scheme
- Strengthening / consolidating existing policies / schemes of the department 3 yrs
 - Implementation of village Child Development Centre
 - Early child care education on nutrition and hygiene
 - Smart Anganwadi implementation
 - Aadhar enrolment of children in Anganwadis
- Holistic nutrition policy 3 yrs
- Food fortification policy 3 yrs
- IEC campaigns for combating malnutrition and initiatives like Arogya Bhagat and Yashoda Daai 3 yrs
- Gender responsive budgeting for the State 15 yrs
- Implementation of insurance schemes for anganwadi workers and helpers 3 yrs
- Providing skill training to women for increasing their monthly income 3 yrs
- Providing assistance to women micro livelihood programmes 3 yrs
- Implementation of kitchen gardens to ensure sustainable source of nutrition for families and reduce malnutrition 3 yrs



- Effective implementation of existing laws 7 yrs
- Strengthening of care homes and centres for women and child 3 yrs
- To focus specially on nutrition in 1000 day cycle between pregnancy and a child's 2nd birthday 15 yrs
- To enhance Anganwadis into next generation SMART Anganwadis comprising of Solar Power, Building as a Learning Aid (BALA), E-Learning Infrastructure, etc. 15 yrs
- Online Monitoring of all weight, height and age of all children in the state through centralised data analytics centre 15 yrs
- Collaboration with Industry for reduction of malnutrition, improved early child Care Education, Women empowerment, etc. 7 yrs
- Skill development of women to create healthy, confident and well nourished women workforce. 7 yrs
- Launch of new policy for Child Care Institutions in the State 3 yrs
- Strengthening juvenile justice system in the State 7 yrs
- Leverage IT for greater efficiency and service delivery: online services through RTS, mobile application, online payment of honorarium etc. 7 yrs
- Restructuring *Manodhairya* Scheme as per Guidelines of GoI 3 yrs
- Encourage NGOs to develop shelter homes for mentally challenged women and children 7 yrs
- Special homes for special children, with focus on deinstitutionalisation of children 7 yrs
- Expand vocational & technical training for long term rehabilitation, PPP 7 yrs
- Expand Women Help lines, Child lines, Legal aid centers, Counseling centers in police stations 15 yrs

- Combat interstate and intrastate trafficking into prostitution by bringing the stakeholders on a common platform for designing rescue of minors, repatriation, rehabilitation 15 yrs
- Trafficking- shift focus to action against pimps, brothel keepers, traffickers, clients seeking minors. 15 yrs
- Expand Counseling centers in Police Stations all over the State 3 yrs

Labour

- Develop efficient information system for receiving complaints about employment of child labour 7 yrs
- Raids to be organised every month per district to reduce child labour 3 yrs
- Survey of all district regarding child labour be done in every 3 years 3 yrs
- Enforce the strict implementation of Child Labour Act 3 yrs
- Formation of Maharashtra State Unorganized Workers Social Board and establishment of its office 3 yrs
- Establishment of workers facilitation centres in 43 existing Labour department offices in the State 3 yrs
- Formulation and implementation of social security schemes, as per the UWSSA 2008 7 yrs
- Registration and enrolment of unorganized workers 3 yrs
- Develop creative advertisement campaign for elimination of all forms of child labour by 2025 3 yrs
- Strengthening the district task force with vehicle for carrying out raids in a more effective way and orientation of inspectors, field staff, NGO's through training programmes 3 yrs

Skill Development

- Employment and self employment skill development programmes to meet the requirements of skilled manpower for industry 7 yrs
- Accreditation and up-gradation of all ITIs 3 yrs

- Regulation of programmes of training of apprentices in industry 3 yrs
- Fully utilisation of the facilities available in industries to meet the requirement of skilled manpower for industry 7 yrs
- Launching of skills and employable enhancement project 7 yrs
- Sanctioning and establishment of Basic Training Centres at various industries 3 yrs
- Up-gradation of Industrial Automation course into the Robotics and Mechtronics Advanced Courses 3 yrs
- Procurement of World Bank assisted Vocational Training Improvement Project, which will help to cater the needs of modern industries 7 yrs
- Development of different levels of programmes to meet the demands of various target groups 7 yrs
- Making the trainees competent for wage and self-employment by using ITI infrastructure for providing services/products for sale 3 yrs



- Setting up the Teachers Training Institute at the State level 3 yrs
- Revamping Artisan to Technocrat, AVTS and Hi Tech Training Scheme 3 yrs
- Starting of new ITI and Vocational Training Centres in Naxalite area 7 yrs
- Expanding the capacity of existing ITIs and opening of new ITIs in Industries/Polytechnic/Engineering Colleges 3 yrs
- Establishing and increasing Multi Skilling Centres 7 yrs
- Strengthening of ITIs 3 yrs
- Specialised Skill Centres 3 yrs
- Setting up- the Training Counselling and placement cell (TCPC) 7 yrs
- Setting overseas placement centre on Public Private Partnership Stage 7 yrs
- Inclusion of formation of Innovation Council 7 yrs
- Effective implementation of PMKVA (Prmod Mahajan Mission) 3 yrs
- Skill Sakhi Model (Appreciated by Niti Ayog) 15 yrs

Water Supply and Sanitation

National Rural Drinking Water Programme

- Bringing Non Functional Schemes to use 3 yrs
- O&M of Multi Village Schemes 3 yrs
- Tackling Water quality affected habitations (Especially Fluoride affected) 3 yrs
- Temporary measures for Water quality affected habitations (RO, De-fluoridation, etc.) 3 yrs
- Sansad Aadarsh Gram 15 yrs

- Completion of Ongoing Schemes 3 yrs

Mukhyamantri Rural Drinking Water Programme

- Rejuvenation of 26 Multi Village Schemes 3 yrs
- Preparing DPRs of 1003 new Pipe Water Supply Schemes 3 yrs
- O&M of Regional Rural Water Supply Schemes 3 yrs

- Training and awareness campaigns for communities and PRIs on sustaining WATSAN facilities 3 yrs
- Emphasis on de-centralised service delivery and people's participation in WATSAN sector 15 yrs
- Emphasis on gravity based, solar powered schemes 15 yrs
- Preparation of village-wise water safety & water security plans 15 yrs
- Aquifer based groundwater monitoring and assessment and actions (Conventional & un-conventional) 15 yrs
- Establishing participatory water quality monitoring network and protocol for remedial measures 15 yrs

Swachh Bharat Mission (Gramin)

- Micro Planning ODF Districts/Blocks/GPs 7 yrs
 - 11 Districts 2016-17, 10 Districts 2017-18, 13 Districts 2018-19
 - Balance 319 Blocks out of 354 and balance 18,485 GPs out of 27,831
- Construction of balance 64,85,023 IHHLs 3 yrs
- Taking ODF GPs to ODF+ 15 yrs
- Implementing site-specific Solid (Dry and Wet) Water Management 15 yrs



and Liquid Waste Management interventions for attaining and maintaining ODF+ status of Gram Panchayats

Rural Development

- Encourage public participation in micro-planning 15 yrs
- Providing houses to all houseless population by 2022 through Pradhan Mantri Awas Yojana and other state schemes for rural areas 7 yrs
- Remaining 14 subjects to be transferred to Panchayat Raj Institution 3 yrs
- Blueprint of GDPDP is to be prepared every year. This is to be done with Public Participation and approval of Gram Sabha 3 yrs
- Effective implementation of Pradhan Mantri Awas Yojana and Pandit Deendayal Upadhyay ggharkul Jaga Kharedi Arthsahayya Yojana, 3 yrs
 - Mason training
 - Typology ó provision of houses as per geographical situation
 - Convergence with MGNREGA for construction of Pucca house
 - Convergence with SBA for common sanitation plan and soak fits
 - Providing assistance of upto ₹ 50,000/- to landless houseless eligible beneficiaries for purchase of 500 sq.ft. land
- Deendayal Antyoday Yojana ó National Rural Livelihood Mission (DAY-NRLM) ó 15 yrs
 - To mobilize 45 lakh households into Self Help Groups (SHGs) by 2030
 - To form 4.09 lakhs women SHGs & their institutions under Day-NRLM by 2030
 - To train 2.5 lakh Community Resource Persons & other cadres & deploy them after trainings by 2030
 - Provide credit access of ₹ 12270 Cr to SHGs by 2030
 - To train 3 lakh youths under *Deen Dayal Upadhyaya* Gramin

Kaushalya Yojana by 2030

- To train 3.25 lakhs youth under Rural Self Employment Training Institutes (RSETIs)
- For 2016-17, the Government of India had set the 1900 km. road length & connectivity of 37 habitations target for Maharashtra under PMGSY.
- Remaining 1968 km. road length will be completed in further years
- Aaple Sarkar Seva Kendra will work as the single window system for digital financial services and digital literacy in rural areas

Urban Development

- Time bound completion of AMRUT water supply projects during 7 yrs mission period
- Implementation of Smart City Mission 7 yrs
- Assessment and regular review of ongoing water supply projects 3 yrs previously sanctioned
- The requirements of all non-AMRUT towns to be covered; under 7 yrs Suvarna Jayanti Nagarotthan Maha-abhiyan on priority
- Promoting 100 per cent segregation, collection and scientific disposal 7 yrs municipal solid waste
- Incentives to ULBs for sustainability of ODF status 3 yrs
- Citizen centric urban governance-minimum government-maximum 3 yrs governance
- Undertaking Re-duce, Re-use, Re-cycle projects upfront 3 yrs
- Convergence with other schemes of State for infrastructure provision 15 yrs such as water supply, access road, electricity, etc.
- Completion of HEAPoA 15 yrs

- Assessment and regular review of ongoing water supply projects previously sanctioned under Urban Infrastructure and Governance (UIG)/ Urban Infrastructure Development Scheme for Small and Medium towns (UIDSSMT)/ Nagarothan in order to achieve desired outcomes. 15 yrs
- Urban Local Bodies (ULB) wise assessment requirement of water supply vis-a-vis existing supply and requirement for augmentation of current capacity and network. 15 yrs
- Identification of ULBs for sanctioning new water supply projects and prioritization amongst them. 15 yrs
- Currently fresh water used by power plants and industries to be stopped and to be diverted for more appropriate purpose to meet requirement of drinking water. 15 yrs
- Promoting Development of well-planned urban townships- creation of civic amenities, moderate facilities for senior citizens, children by judicious funding for creation of amenities and its sustainability. 15 yrs
- All ULBs to provide citizen services online. 15 yrs
- Capacitate rural communities to manage their drinking water sources and sanitation facilities 15 yrs
- Reducing Non-Revenue Water (NRW), automating systems, installing water meters, preventive maintenance for optimum Operation & Maintenance (O&M) by the users 15 yrs
- Sustainability of drinking water sources through artificially strengthening resources (Source-Resource relationship) that replenish them, on aquifer basis, reducing risk of concurrent droughts 15 yrs
- Building water grids to conquer drought conditions i.e. transporting water from water surplus to water deficit 15 yrs
- Participatory water quality surveillance and monitoring 15 yrs
- Mapping all Public Drinking Water Sources and bringing them on 15 yrs

GIS platform for decision making, grievance redressal, etc.

- Encourage public participation in micro-planning 15 yrs
- Completion of all ongoing water supply projects by the end of 2017-18. 15 yrs
- Open Defecation Free (ODF) Maharashtra - Solid waste and liquid waste management along with environmental cleanliness to move from ODF to ODF+ 15 yrs

Housing

- Redevelopment of 95 years old BDD chawls in Mumbai 7 yrs
- Slum free cities in the State 15 yrs
- Participation in PMAY in 51 cities and Regional Planning area surrounding them; ₹ one lakh per unit in addition to assistance admissible under Central Government 15 yrs
- Government land to be allotted to MHADA/ULBS/State paracetals at nominal rate for EWS/LIG Housing projects under PMAY 15 yrs

Food & Civil Supplies and Consumer Protection

- Framed policy of getting foodgrains to maximum eligible beneficiaries under National Food Security Act, 2013 after Aadhar Seeding of each beneficiaries ;The facility of "Give It Up" is also made available for beneficiaries 3 yrs
- Master plan of ₹ 484.13 crore prepared for construction of new godowns (NABARD sanctioned loan of ₹ 459.92 crore for construction of godowns); (Under this programme 125 godowns having capacity 1.45 lakhs have been constructed so far) 3 yrs
- Improving governance, enhancing transparency & effectiveness by installing PoS machine at fair price shop 7 yrs
- Distribution of ration by authenticating Aadhar based biometric identity 7 yrs



- Implementation of Online Ration Card Management 15 yrs
- Working of the State Commission and District Forums on-line and to implement the ideology of Virtual Courts 7 yrs
- Computerisation of Public Distribution System. 7 yrs
- To maintain Data base of all the business establishments in the States. 3 yrs
- The working & stamping of weight & measure would be online & in 7 yrs time
- Working of the State Commission and District Forums on-line and to implement the ideology of Virtual Courts. 7 yrs

Social Justice

- Providing 2.4 lakh houses to SCs and STs belonging to economically backward and low income group by 2020 3 yrs
- Increasing enrolment in hostels available till the date 3 yrs
- Direct Benefit transfers to SC students 3 yrs
- Change in the scholarship schemes available for SC students for higher studies within the country and abroad 3 yrs
- Constructing old age homes in each taluka 7 yrs

Tribal Development

- Modification of existing Ramai Awas Yojana on the lines of Pradhan Mantri Awas Yojana - include all eligible HHs in the special category framed by the Department 3 yrs
- Water, Sanitation and Hygiene (WASH) programme for Ashram school students in collaboration with UNICEF and NGOs 3 yrs



- Establishment of separate construction cell in tribal development department 3 yrs
- Various Training activities are planned to village representative and administration for effective utilisation of 5 per cent PESA fund 3 yrs
- Develop the land distributed under IFR department 3 yrs
- On the basis of United Nations Development Programme Ministry of Tribal Affairs (UNDP-MoTA) project to prepare plan for 95 villages 7 yrs
- Development of Individual Forest Rights (IFR) land, and Community Forest Rights (CFR) land 3 yrs
- Skill development programme to tribal youth 3 yrs
- Under *Dr. APJ Abdul Kalam Amrit Aahar Yojana*- ensure all the beneficiaries including- pregnant women (9 months of pregnancy), lactating mothers (first 6 months of nursing) and children (7 months to 6 years) receive one square meal and banana and egg as Government guidelines. Program to be strengthened at Anganwadi level. Ensure quality, and frequency of meals improve for Government and Aided Ashram Schools and initiate Centralised Kitchen in remote tribal areas such as Amravati and Gadchiroli 15 yrs
- Implement skill development programme with help of skill development society for tribal youth and Central Government. Department planned to get job oriented and self employment oriented training programme 15 yrs

Minority Development

- Formation of Directorate of Minorities 3 yrs
- To elevate literacy rate in minority communities & start new scholarship schemes 3 yrs
- Constitution of Regional field offices of MDD for effective implementation of various schemes 3 yrs



- To check dropout rate of Minority students by introducing various schemes 3 yrs
- Add on various vocational/ professional courses to provide employment and mainstreaming of youth 3 yrs
- Complete second survey of all Wakf properties by appointing Survey Commissioner 3 yrs
- Hostel for boy / girl students in all districts of Maharashtra 3 yrs
- To establish Urdu Ghar in Urdu speaking Minority areas 3 yrs
- To achieve development indicators & HDI as par with general population 15 yrs



Strategic instruments (Schemes) for achieving Vision

Instrument for achieving Vision of Social Sector

- National Health Mission
- Family Welfare Programme
- Navsanjivni Yojana
- Janani Suraksha Yojana
- National immunization programme
- VIBGYOR Mission
- Sarva Shikha Abhiyaan
- Rashtriya Madhyamik Shikha Abhiyaan
- Midday Meal Scheme
- Attendance allowance for girls
- Ahilyabai Holkar Scheme
- Free education to girls studying in XI & XII
- Kasturba Gandhi Balika Vidyalaya
- Employment Market Information Programme
- Mahatma Gandhi National Rural Employment Guarantee Act
- National Rural Livelihood Mission (NRLM)
- National Urban Livelihood Mission (NULM)
- Integrated Rural Development Program
- Jawaharlal Nehru National Urban Renewal Mission
- Basic Services to Urban Poor
- Slum Rehabilitation Scheme
- Pradhan Mantri Awas Yojana
- Indira Awas Yojana
- Maharashtra Sujal and Nirmal Abhiyaan

Governance



Current Scenario

General Administration

- Maharashtra Government Servants Transfer and Prevention of Delay in Discharge of Duties Act, 2005 and Rules, 2013 have been notified to ensure that the work assigned to each employee is disposed of within the prescribed time frame
- Right to Public Services Act, 2015 has been enacted to ensure delivery of Public Services to citizens through a standardized process
- Lokshahi Din, a monthly grievances redressal forum for public is conducted by Hon. Chief Minister at the State Level and respective Divisional Commissioners, Collectors and Tahasildar at Divisional, District and Taluka Level. Issues that have implications for policy/program corrections are escalated to the State level

Home

- Actual strength of civil police : 1,82,832
- Actual strength of armed police : 15,146
- No. of policemen per 100 sq. km Area : 64
- No. of policemen per 1,00,000 population : 170
- Total number of police stations : 1052 (Rural : 694 & Urban : 358)

Revenue

- Computerisation of Village Form No. 7/12 completed ; E-mutation module to be fully operationlised across the State by March 31, 2017
- Digitization of Maps in Phase - I (For 6 Divisional headquarter districts) by 31.3.2018 ; Digitization of maps across the State by the end of March, 2019
- Digitization of property Cards and city survey maps in urban areas by the end of March, 2019
- Finalisation of land leasing policy on the basis of recommendations of NITI Aayog is under consideration of the government

Finance

Fiscal Indicator

Particulars	Value
Interest payment as percentage of GSDP	1.22
Fiscal Deficit as percentage of GSDP	1.5
Debt Stock to GSDP (per cent)	16.3
OTR to GSDP (per cent)	6.0
Development expenditure to total expenditure (per cent)	67.1
Revenue Deficit	₹ 4,511 crore

Information Technology

- Digital Village of Nagpur district declared as first Digital district in the State in October, 2016
- Nagpur Smart City project implementation started September, 2016
- Aadhar enrolment above 92 per cent across the State and at 100 per cent for all adult population
- Maha- Net of DPR for providing connectivity of at least 10 MBPS using ring topology to all gram panchayats prepared
- Launched Cyber Security Awareness program
- Aaple Sarkar Portal -
 - All RTS services (369) available online
 - Grievance redressal portal available to citizens with over 80 per cent grievances addressed within stipulated time frame
 - Mobile application access
- Initiated Pan state portals utilizing enterprise application structure across various programs
 - Enterprise workflow as well as content management system
 - DBT system
 - Geo- portal

- e-tender , e-Examination
- University Management System
- State Data Centre and State Wide Area Network enhancement to support growing application demand from various ICT programs
- Established Maharashtra IT Corporation as a nodal agency for implementation of important e-governance program across the State

Governance

- Right to Services Act has been enacted to ensure that the citizen services are statutorily facilitated to obtain notified citizen services by a certain and standardised process.
- Right to Information Act empowers citizens to obtain any information available in public domain. Independent Information Commissioners protect the rights of citizens.
- *Lokayukta* and Maharashtra Administrative Tribunal have been statutorily created to attend to the instances of abuse of administrative processes
- Maharashtra Government Servants Transfer and prevention of delay in discharge of duties Act, 2005 has been enacted to ensure stability of tenure to the Government employees and to ensure that the work assigned to each employee is disposed of within the prescribed time frame.
- Civil Service Boards established in every Government Department to recommend posting of civil servants in accordance with statutory provisions to ensure stability of tenure in any post.
- YASHADA, apex training institution through a network of regional and district training institutions has been mandated to build capacities of the civil servants for upgrading their skills and to ensure compliances in letter and spirit to the policies of the Government.
- Independent Maharashtra Public Service Commission ensures recruitment of high quality civil servants in a fair manner.
- A dedicated directorate of Information technology is overseeing promotion of e governance in all government departments. Setu the ICT enabled citizen services dispensing centres are run by DIT at District, Taluka and village levels.
- Ongoing programme of digitisation of land records to facilitate ease of doing business for promotion of industries and trade.



- Aim to construct 389 buildings of which work for 121 buildings have been completed, work for 63 buildings are in progress and there is requirement for 123 building
- Investor Facilitation Portal ó MahaeBiz to promote Industry and Trade
- eCST ó Initiative for Online Issuance of Statutory forms under the CST.

Vision Elements and Targets

GAD

- Ensuring accurate targeting of all the beneficiaries through Direct Benefit Transfer (DBT)
- Responsive, accountable and citizen - centric administration in Government Organization at all levels
- Transparent functioning of Government for predictable and assured delivery of services to citizens
- Facilitate timely and rapid delivery of services to everybody at any time anywhere
- Improvement in design and implementation of Government policies and programs
- Decentralisation of power, administrative and financial reforms

Home (Police)

- To improve the service delivery by police
- To augment the capacity of human resources
- To ensure continuous technological up-gradation in order to keep pace with ever changing requirements in police functioning
- Significantly reduce all forms of violence and related death rates everywhere
- To strive for prevention of preventable crimes like street crime
- End abuse, exploitation, trafficking and all forms of violence against children
- To take multifaceted efforts for the safety and security of vulnerable sections like women, senior citizens & weaker sections
- Significantly reduce illicit financial & arms flows strengthen the recovery & return of stolen assets & combat all forms of organized crime
- To achieve highest standards of professional crime investigation and prosecution
- To synergize the efforts of counter terrorist measures of various units of police, Govt. departments and other stake holders including public

- To increase the public participation (including organized public groups) in order to prevent crime, promote harmony
- To endeavor to ensure smooth flow of traffic and promote safety on roads
- Substantially reduce corruption & bribery in all their forms
- Promote the rule of law at the state level & equal access to justice for all
- Develop effective, accountable & transparent institutions at all levels

Relief & Rehabilitation

- Increasing the coping capacities of the State to natural and manmade disasters
 - by building capacities of Government machinery, vulnerable communities and all concerned stakeholders
 - to create a culture of mitigating, preparing for and responding to disasters effectively
 - thereby making Maharashtra resilient

Revenue

- To Provide online access to all kinds of land records and digitised maps for the farmers and the financial institutions so as to facilitate advancement of various loans, insurance, etc.
- To provide statutory framework for facilitating leasing of private land for the agriculture purpose so as to improve agricultural productivity
- To provide speedy and online updation of land records and maps, so as to ensure correct and accurate status of the land title, tenure and other attributes
- To digitise and integrate all the textual land records data and spatial data pertaining to the urban and rural properties across the state so that the land title certification is possible
- To make all the legacy data pertaining to the land records available in the public domain so that title search is easily possible
- To amend relevant laws in order to simplify the process of transfer and change of use of land for industrial and business purposes

Finance

- To maintain payment of interest up to 10 per cent of revenue receipts
- To maintain fiscal deficit below 3 per cent of GSDP
- Surplus of revenue by strengthening domestic capacity for tax and other revenue collection

Information Technology

- Enable and provide access & encourage increased use of ICT
- Bridge the digital divide and providing broadband for All
- Manage the challenges with respect to growth of ICT
- Encourage innovation and improve & adopt to changing technology development

Public Works Department

- Build resilient infrastructure
- To construct the Central Administrative Buildings at each taluka and district level in Maharashtra
- Spread awareness about the numerous opportunities and possibilities that technology offers in the current scenario and also in future

Action Points

GAD

- Right to Public Services Act: To facilitate implementation of Right to Public Services Act by Government Departments and Authorities 3 yrs
 - All Public Services be notified under this Law along with designated officers and appellate authorities
 - Online delivery of all notified public services be made operational on Aaple Sarkar Portal
 - Necessary rules under the Act be formulated and notified
 - Right to Public Services Commissionerate with revenue division level offices be set up and made operational
 - Measures of undertaken for generating public awareness about provisions of this law and capacity building of Government staff
 - Transfer of Direct Benefits (DBT) to beneficiaries seamlessly
 - Cash to cash procedure simplification
 - Kinds to cash conversion
- Develop institutions for continuous improvement in design and implementation of Government policies and programs 15 yrs
- Establishing Maharashtra Public Policy Research Institute by 2017 for appraising the effectiveness of various government policies and institutions 3 yrs
- Provide both direction and purpose to improve systemic efficiencies 7 yrs
- To use performance measurement mechanism to improve efficiency of expenditure and outcome of Government schemes 7 yrs
- Institutional arrangement for organizing Lokshahi Din every month at Taluka, District, Division and Mantralaya level be made more effective for expeditious disposal of public grievances 7 yrs

- Provisions of the Maharashtra Government Servants Transfer and Prevention of Delay in Discharge of Duties Act, 2005 and Rules, 2013 be enforced with rigour including more delegation of power to field offices of the Government and carrying out of administrative audits / office inspection 3 yrs
- Right to Information Act and Rules 3 yrs
 - Provision of information to applicants be facilitated online in all offices of Government Departments and organizations
 - Right to information website be made operational for easy access to information with public authorities
 - More information be proactively disclosed by all Government offices and authorities
- Simplification of procedures and formats 3 yrs
 - Dispensing with requirement of submission of affidavits and attestation of documents be strictly enforced in all offices of the Government and its organizations
 - For availing of different services, the required procedures and application forms/formats be simplified
- Outcome based performance assessment would be introduced to promote meritorious civil servants. 7 yrs
- Performance appraisal system would be revamped to grade annual performance of civil servants 7 yrs
- An award scheme *kriya-karmath-karmi* would be started to recognise the meritorious performance of civil servants borne on different cadres of the State 3 yrs
 - Scheme to set performance benchmarks and achievement while creating opportunities for accelerated career progression of recognised civil servants
- Amendment to Lokayukta Act to make the key recommendations of Lokayukta binding on Government 3 yrs

- Amendment to Transfer Act to delegate the powers to transfer and to reduce scope of discretion while transferring any civil servant 3 yrs
 - Civil Service Board would be statutorily recognised for recommending criteria based posting of officials
 - Stability of tenure would be assured
 - No official would exceed the length of tenure prescribed by the Act
- A comprehensive Human Resource Management System to track the life cycle of every civil servant from recruitment to retirement 3 yrs
- Disciplinary proceedings against the delinquent civil servants would be concluded within a year 3 yrs
- All citizen services notified under Right to Services Act would be made available online on the Aaple Sarkar Portal 3 yrs
- System of Key Results Areas across Government departments would be institutionalised for tracking progress in implementation of core programs 3 yrs
- Use of Information Technology to facilitate the timely and rapid delivery of services to everybody at any time at anywhere 3 yrs

Home (Police)

- To Improve the service delivery by police 3 yrs
 - By Introducing Citizen Facilitation Centre in each unit
 - Imparting soft skills training to those entrusted with the task every year
 - Outsourcing non-core policing areas
 - Introducing project Police perception and service delivery satisfaction survey to get feedback from public
- To augment the capacity of Human resources 3 yrs
- To ensure continuous technological up-gradation 3 yrs

- To significantly reduce all forms of violence by 3 yrs
 - Focusing on increasing detection and conviction rate
 - Effective use of preventive sections of Cr. P.C., externment, MPDA & MCOCA Act.
 - Effective patrolling to check and control crime
 - Strengthening investigation units and to infuse scientific investigation methods for evidence collection

- To strive for prevention of preventable crimes by 3 yrs
 - Special focus on street crime patrol
 - Installation of CCTV in city areas
 - Central Command Centre at Control Room
 - Community policing

- End abuse, exploitation, trafficking and all forms of violence against children by focusing on Operation Muskan and effective street police patrolling 15 yrs

- To take multifaceted efforts for the safety and security of vulnerable sections by way of Strengthening Damini Squads (All Women Police Squads). 3 yrs

- Regular and effective raids to recover illicit fire arms 3 yrs

- Effective implementation of MPID Act for illicit financial frauds 3 yrs

- To achieve highest standards of professional Crime investigation and prosecution by Up- gradation in scientific investigation capabilities 15 yrs

- To increase the public participation in order to prevent crime, promote harmony 15 yrs

- To ensure smooth show of traffic and promote safety on roads by educating public for safety rules on regular basis and by creating citizen friendly traffic regulation and enforcement mechanism 15 yrs

- Substantially reduce corruption and bribery in all forms by 15 yrs strengthening internal vigilance, improving accountability and transparency at all levels.
- To ensure that all scholarship and free-ship schemes beneficiary are 3 yrs linked to Aadhaar for DBT

Revenue & PWD

- To digitise and integrate all the textual land records data and spatial 3 yrs data pertaining to the urban and rural properties, speedy and online updation across the State to maintain accurate status of the land title, tenure and other attributes so as to ease the land title certification.
- To make all the legacy data pertaining to the land records available in 3 yrs the public domain so that title search is easily possible.
- To amend relevant laws in order to simplify the process of transfer 3 yrs and change of use of land for industrial and business purposes.
- Outcome based performance assessment to monitor the expenditure 3 yrs with the help of WMS (work monitoring system)
- Construction of remaining 123 Central Administrative Buildings 3 yrs according to availability of Outlay

Finance

- Improving domestic resource mobilisation through 7 yrs
 - Redevelopment of land given by Government on lease to urban local body
 - Enacting legislation for conferring clear title for land on land owners
 - Valuation of FSI at current rates
 - Rationalising levy of non agriculture assessment
 - Building database for properties in the State especially in urban areas

Information Technology

- To connect all Gram Panchayats digitally by 2018 3 yrs
- To establish community access points across all villages by 2022 7 yrs
- Cent per cent enrolment across the State with Aadhaar 3 yrs
- Usage of Aadhaar as the sole identifier for delivery of all government programs & schemes through the use of ICT and e-governance, including DBT 3 yrs
- Usage of Digital locker to move to paperless transactions for all government services by 2020 3 yrs
- Enterprise application Architecture for all pan-state ICT programs so as to provide a common, inclusive & sustainable interface to all citizens 3 yrs
- Aaple Sarkar platform as the face of the Government to all citizens and business, supported by backend Enterprise Architecture connecting all departments, programs and services 7 yrs
- Pan - state portals across various programs launched and operational through MITCL 3 yrs
- Improve Cyber Security Awareness across the State across all citizens 15 yrs
- Measure, monitor and control e-Waste 15 yrs
- To connect all primary & secondary schools with ICTs 3 yrs
- To connect all scientific & research centres with ICTs 3 yrs
- To connect all public libraries, cultural centres, museums, post offices and archives with ICTS 3 yrs
- To connect all government departments and establish a cohesive websites giving a common view of the government 3 yrs

- To adopt all primary & secondary schools curricula to meet the 3 yrs challenges of the Information society
- A comprehensive Human Resource Management System would be developed to track the life cycle of every civil servant from recruitment to retirement 15 yrs
- Disciplinary proceedings against the delinquent civil servants would be concluded within a year. 15 yrs
- To Improve the service delivery by police 15 yrs
 - By Introducing Citizen Facilitation Centre in each unit
 - Imparting soft skills training to those entrusted with the task every year
 - Outsourcing non-core policing areas
 - Introducing project -Police perception and service delivery satisfaction survey to get feedback from public

Human Development Index

- Maharashtra Human Development Programme being implemented in 125 most backward talukas and all ÷Cö class municipalities. 15 yrs
- Taluka specific schemes are undertaken considering socio-economic & geographical conditions and local needs. 15 yrs
- To prepare District Human Development Report periodically and compute Taluka level HDI 15 yrs

Environment



Current Scenario

Environment

- Municipal solid waste (MSW) generation - 22,563.7 MT/d
 - Municipal corporations - 19,690 MT
 - A, B & C class councils - 579 MT, 1077 MT, 1065 MT per day respectively
- Only 26.3 % of Municipal solid waste scientifically treated and disposed. Leading to water pollution, air pollution and soil contamination resulting in adverse health impacts
- Biomed Waste: 62334 health care establishments. Waste generated @ 750 MT/month, presently treated in 36 common biomedical waste management facilities @ 540 MT/month is treated in individual facilities
- 4 common industrial hazardous waste management facilities
- Effluent generation in the Municipal Corporation is 3,545 ML/D & Treatment level is 28%
- Common Effluent treatment plants (CETP) operational at 20 industrial clusters, 4 under commissioning. Total effluent treated CETP - 182.85 MLD, 7353 total member units. Overall Pollution Load (COD) Reduction in year 2008-09: 115,467 MT (77.2%)
- 123 and 127 water quality monitoring stations operational through National and State water monitoring program
- Electronic Waste: @ 55,410 MT/annum of electronic waste projected in Mumbai and Pune region. One operational e-waste management facility
- Climate Change Adaptation Action Plan prepared
- Adaptation measures can be implemented by respective agencies as per the recommendations and plans derived from this study after Cabinet approval
- Constitution of dedicated Climate Cell in the department

Vision Elements

Environment

- Reduce waste generation through prevention, recycling, reducing
- Natural resource conservation
- Sustainable Coastal management
- Climate change adoption
- To reduce municipal solid waste by recycling, energy generation and scientific disposal by 40% and 60% by 2020 & 2030 respectively by policy & technological interventions
- Reduce & recycle industrial & municipal liquid waste by 20 % & 30% by 2020 & 2030 respectively by policy & technological interventions
- Recycle & reuse electronic & plastic waste by adopting appropriate waste management practices by 2030
- Achieve 100% scientific treatment & disposal by 2020
- Natural resource conservation
- Main streaming climate change issue into the policy of the state to develop the resilience of the state to climatic issues by 2030
- To encourage the treated water recycle and reuse from the CETPø
- To achieve sustainable coastal zone management integrated action plan & coastal zone management plant will be prepared by 2020 & implementation of integrated action plan by 2030

Action Points

Environment

- To develop action plans in consultation with the urban local bodies for preparation of time bound action plan for management of liquid & solid waste in State 3 yrs
- Development of policy for disposal of electronic waste & implementation of e-waste management rules for the State in next 2 years 3 yrs
- Develop climate change adaptation policy for the State & main stream the action points into the policy & programs of the State 3 yrs
- Preparation of district wise coastal management plan for entire coast of 720 km for sustainable coastal zone management 3 yrs
- Introduce green technology for Industries to reduce the carbon footprint & enable recycling of the resources & its institutionalization 3 yrs
- Effective implementation of Plastic Bags/ Waste Regulation 15 yrs
- Strengthening the existing facilities 15 yrs
- Emphasis on waste reuse and recycle 15 yrs

Implementation Strategy

In this vision document, the current scenario, the vision of the State and interventions in terms of action points are enlisted in detail. The state is committed to achieve the targets and vision elements in time bound and systematic manner. For the same it is proposed evolve an institutional mechanism as follows.

- Constituting High Power Committee (HPC) at the State level
- To clear administrative and financial requirements by setting up of Co-ordination Committee at the State level
- Departmental committees at each administrative department level. Each department shall be advised to prepare detailed road-map covering financial & human resource requirements
- Division level committee for monitoring district wise performance
- District level committee - Re-orientation of DPC for implementation and monitoring
- Independent periodic evaluation by third party / agency

The above committees shall have national/ international subject experts from the respective fields. The mid-term review shall be taken every five years for assessment of the progress and deciding strategy for the future action.